



**Community Safety Committee  
Electronic Meeting**

**Anderson Room, City Hall  
6911 No. 3 Road**

**Tuesday, April 15, 2025  
4:00 p.m.**

Pg. #      ITEM

MINUTES

- CS-5      *Motion to adopt the **minutes** of the meeting of the Community Safety Committee held on March 11, 2025.*



NEXT COMMITTEE MEETING DATE

May 13, 2025, (tentative date) at 4:00 p.m. in the Anderson Room.

LAW AND COMMUNITY SAFETY DIVISION

1.    **COMMUNITY BYLAWS MONTHLY ACTIVITY REPORT –  
FEBRUARY 2025**  
(File Ref. No. 12-8375-02) (REDMS No. 7995148)

CS-9

**See Page CS-9 for full report**

*Designated Speaker: Mark Corrado*

STAFF RECOMMENDATION

*That the staff report titled “Community Bylaws Monthly Activity Report – February 2025”, dated March 17, 2025, from the Director, Community Bylaws & Licencing, be received for information.*



2. **EXTENDING LIQUOR LICENCED PREMISES OPERATING HOURS**  
(File Ref. No. 12-8275-30-001) (REDMS No. 7943391)

CS-16

See Page CS-16 for full report

*Designated Speaker: Mark Corrado*

STAFF RECOMMENDATION

*That the report titled “Extending Liquor Licenced Premises Operating Hours” dated March 19, 2025, from the Director, Community Bylaws & Licencing, be received for information.*



3. **RICHMOND FIRE-RESCUE MONTHLY ACTIVITY REPORT – FEBRUARY 2025**  
(File Ref. No. 09-5140-01) (REDMS No. 7988780)

CS-25

See Page CS-25 for full report

*Designated Speaker: Fire Chief Jim Wishlove*

STAFF RECOMMENDATION

*That the staff report titled “Richmond Fire-Rescue Monthly Activity Report – February 2025”, dated March 11, 2025, from the Fire Chief, be received for information.*



4. **FIRE CHIEF BRIEFING**  
(Verbal Report)

*Designated Speaker: Fire Chief Jim Wishlove*

Items for discussion:

*None*

## Community Safety Committee Agenda – Tuesday, April 15, 2025

Pg. #

ITEM

5. **RCMP MONTHLY ACTIVITY REPORT – FEBRUARY 2025**

(File Ref. No. 09-5350-01) (REDMS No. 7964883)

CS-39

See Page CS-39 for full report

*Designated Speaker: Chief Supt. Dave Chauhan*

STAFF RECOMMENDATION

*That the report titled “RCMP Monthly Activity Report – February 2025”, dated March 17, 2025, from the Officer in Charge, be received for information.*

☐

6. **2025-2026 RICHMOND RCMP DETACHMENT ANNUAL PERFORMANCE PLAN COMMUNITY PRIORITIES**

(File Ref. No. 09-5350-01) (REDMS No. 7952385)

CS-55

See Page CS-55 for full report

*Designated Speaker: Chief Supt. Dave Chauhan*

STAFF RECOMMENDATION

*That the priorities, Property Crime, Organized Crime, Road Safety and Vulnerable Persons, listed in the report titled “2025-2026 Richmond RCMP Detachment Annual Performance Plan – Community Priorities”, dated March 11, 2025, from the Officer in Charge, Richmond RCMP, be endorsed for inclusion in the Richmond RCMP Detachment’s fiscal year 2025-2026 (April 1, 2025, to March 31, 2026) Annual Performance Plan.*

☐

7. **RCMP/OIC BRIEFING**

(Verbal Report)

*Designated Speaker: Chief Supt. Dave Chauhan*

Items for discussion:

*None*

8. **MANAGER’S REPORT**

Pg. #

ITEM

ADJOURNMENT





## Community Safety Committee

Date: Tuesday, March 11, 2025

Place: Anderson Room  
Richmond City Hall

Present: Councillor Alexa Loo, Chair  
Councillor Andy Hobbs  
Councillor Laura Gillanders  
Councillor Kash Heed  
Councillor Bill McNulty

Also Present: Councillor Chak Au  
Councillor Carol Day  
Councillor Michael Wolfe

Call to Order: The Chair called the meeting to order at 4:00 p.m.

### MINUTES

It was moved and seconded

*That the minutes of the meeting of the Community Safety Committee held on February 11, 2025, be adopted.*

**CARRIED**

### NEXT COMMITTEE MEETING DATE

April 15, 2025, (tentative date) at 4:00 p.m. in the Anderson Room.

### DELEGATION

1. Kody Millar, expressed concerns with regards to the installation of high-resolution cameras at intersections, and spoke on the following:
  - privacy issues for residents;

## Community Safety Committee

### Tuesday, March 11, 2025

---

- the Office of the Information and Privacy Commissioners' (OIPC) recommendations to not move forward with the cameras;
- studies in the UK that did not provide sufficient evidence that cameras reduce crime;
- cameras will not enhance public safety;
- data storage and access concerns; and
- examining less invasive options.

Discussion then ensued with regard to (i) camera footage assisting police investigations, (ii) signage advising of recording, and (iii) the storage of videos.

## LAW AND COMMUNITY SAFETY DIVISION

### 2. BUSINESS LICENCE ACTIVITY REPORT – Q4 AND 2024 YEAR IN REVIEW

(File Ref. No. 12-8060-01) (REDMS No. 7967315)

In reply to queries from Committee, staff noted that (i) no further complaints have been received regarding Tokyo Beauty, (ii) there have been no new long form prosecutions this year, only continuations, and (iii) there are enforcement options for short-term rentals ranging from educational warnings to court orders.

It was moved and seconded

*That the staff report titled “Business Licence Activity Report – Q4 and 2024 Year in Review”, dated February 14, 2025, from the Director, Community Bylaws & Licencing, be received for information.*

**CARRIED**

### 3. COMMUNITY BYLAWS MONTHLY ACTIVITY REPORT – JANUARY 2025

(File Ref. No. 12-8375-02) (REDMS No. 7960588)

In reply to queries from Committee, staff advised that (i) parking violation increases can be attributed to the hard work of staff and the licence plate recognition technology, and (ii) adding Sturgeon Banks as a non-permitted dog area can be examined.

It was moved and seconded

*That the staff report titled “Community Bylaws Monthly Activity Report – January 2025”, dated February 14, 2025, from the Director, Community Bylaws & Licencing, be received for information.*

**CARRIED**

2.

**Community Safety Committee**  
**Tuesday, March 11, 2025**

---

4. **RICHMOND FIRE-RESCUE MONTHLY ACTIVITY REPORT – JANUARY 2025**

(File Ref. No. 09-5140-01) (REDMS No. 7961991)

In response to queries from Committee, staff noted that (i) the maps only show a generalized area of the incident, (ii) the Richmond Emergency Programs Department was invited to participate in a 4 day exercise with RCMP E Division, and (iii) the exercise allowed for both agencies to collaborate and practice emergency preparedness response during a major event such as the FIFA World Cup event.

Discussion took place on (i) the opioid overdoses, (ii) potential reasons for the increase, and (iii) how to warn the community of bad product, and as a result of the discussion the following **referral motion** was introduced:

It was moved and seconded

*That staff examine compiling a comprehensive list of agencies that have access to information related to the Opioid overdoses and report that information back to Council.*

The question on the referral motion was not called as Committee requested that additional information be provided with regards to who issues warnings for bad drug batches to ensure the community is aware.

The question on the referral motion was then called and it was **CARRIED**.

It was moved and seconded

*That the staff report titled “Richmond Fire-Rescue Monthly Activity Report – January 2025”, dated February 10, 2025, from the Fire Chief, be received for information.*

**CARRIED**

5. **FIRE CHIEF BRIEFING**

(Verbal Report)

*Designated Speaker: Fire Chief Jim Wishlove*

Items for discussion:

None.

## Community Safety Committee

Tuesday, March 11, 2025

---

6. **RCMP MONTHLY ACTIVITY REPORT – JANUARY 2025**

(File Ref. No. 09-5350-01) (REDMS No. 7938543)

In reply to queries from Committee, staff noted that (i) strategies are being examined to address multiple calls for service from certain individuals, (ii) there are certain rules and exceptions that apply where an individual can not be arrested for drug use, however the police still have the power to take enforcement action against individuals engaging in illegal activities outside of those parameters, and (iii) if there is an area or issue identified, and enforcement approach can be applied.

It was moved and seconded

*That the report titled “RCMP Monthly Activity Report – January 2025”, dated February 10, 2025, from the Officer in Charge, be received for information.*

**CARRIED**

7. **RCMP/OIC BRIEFING**

(Verbal Report)

*Designated Speaker: Chief Supt. Dave Chauhan*

Items for discussion:

None.

8. **MANAGER’S REPORT**

None.

### ADJOURNMENT

It was moved and seconded

*That the meeting adjourn (4:56 p.m.).*

**CARRIED**

Certified a true and correct copy of the Minutes of the meeting of the Community Safety Committee of the Council of the City of Richmond held on Tuesday, March 11, 2025.

---

Councillor Alexa Loo  
Chair

---

Sarah Goddard  
Legislative Services Associate

4.





# City of Richmond

## Report to Committee

---

**To:** Community Safety Committee **Date:** March 17, 2025  
**From:** Mark Corrado **File:** 12-8375-02/2025-Vol  
Director, Community Bylaws & Licencing 01  
**Re:** Community Bylaws Monthly Activity Report – February 2025

---

### Staff Recommendation

That the staff report titled “Community Bylaws Monthly Activity Report – February 2025”, dated March 17, 2025, from the Director, Community Bylaws & Licencing, be received for information.

Mark Corrado  
Director, Community Bylaws & Licencing  
(604-204-8673)

REPORT CONCURRENCE		
<b>ROUTED TO:</b>	<b>CONCURRENCE</b>	<b>CONCURRENCE OF GENERAL MANAGER</b>
Finance Department	<input checked="" type="checkbox"/>	
<b>SENIOR STAFF REPORT REVIEW</b>	<b>INITIALS:</b> 	<b>APPROVED BY CAO:</b> 

## Staff Report

### Origin

This monthly report highlights activities, information, and statistics related to calls for service from the Property Use, Parking Enforcement, and Animal Protection units of Community Bylaws.

This report supports Council's Strategic Plan 2022-2026 Focus Area # 3 A Safe and Prepared Community:

*3.2 Leverage strategic partnerships and community-based approaches for comprehensive safety services.*

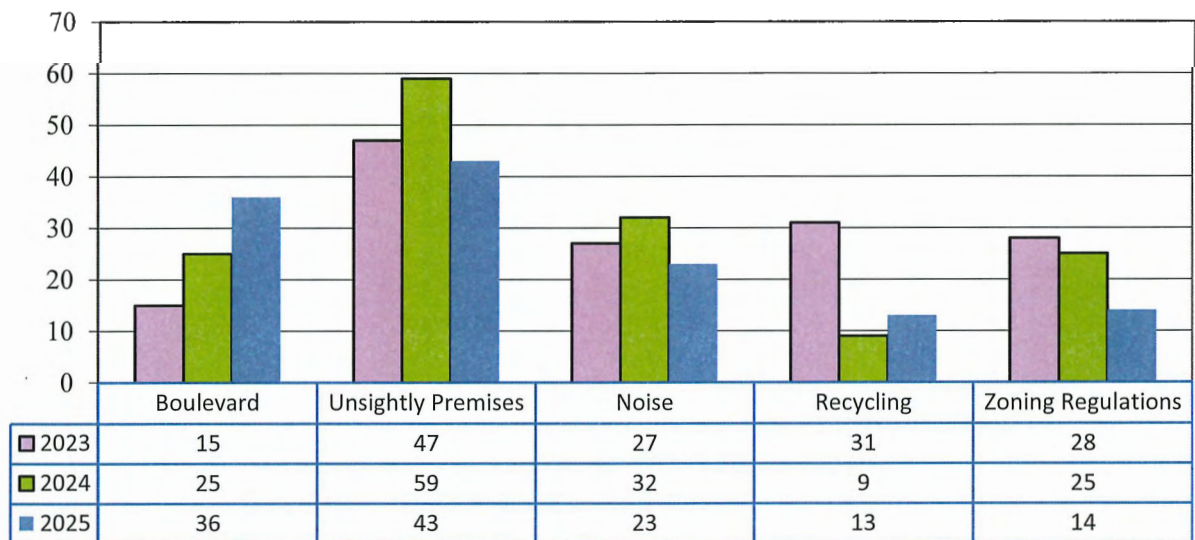
*3.4 Ensure civic infrastructure, assets and resources are effectively maintained and continue to meet the needs of the community as it grows.*

### Analysis

#### Property Use Calls for Service

In February 2025, a total of 64 calls for service were opened for investigation, representing a 33.3 percent decrease from the same period last year when there were 96 calls. Depending on the nature of the investigation, staff often liaise with multiple departments and other government agencies to conduct a review of a given complaint. Among 24 potential calls for service categories, Figure 1 highlights the most common calls for service received by Property Use officers for follow up on and investigation.

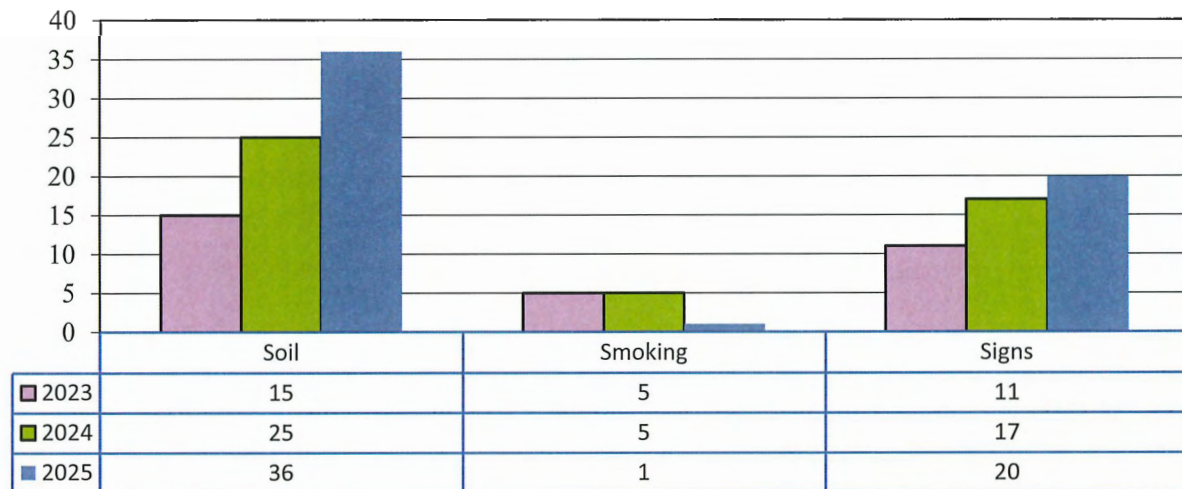
Figure 1: Property Use Calls For Service - February Year-To-Date Comparison



### Other Community Bylaws Calls for Service

Figure 2 shows a three-year breakdown of other calls for service that are closely related to Property Use matters.

Figure 2: Property Use Calls For Service - February Year-To-Date Comparison



### Snow and Ice Removal

During the February snow events, bylaw officers responded to 98 calls for service regarding properties that failed to clear snow and ice from sidewalks. Enforcement aims to support pedestrian safety by ensuring sidewalks remain accessible. As a result, 71 tickets were issued to non-compliant properties, including 36 warnings for first time offences. Of the total calls, 80 involved residential properties, including single-family homes and multi-residential strata, 16 involved commercial properties, and two were for undeveloped properties. In late 2023, the City's Traffic Bylaw No. 5870 was amended to require owners of undeveloped properties to also clear snow from sidewalks adjacent to their property, which was previously a service gap.

### Signs

In February, the Sign Inspector responded to 16 calls related to non-permitted signage and improper realtor signage. Staff worked collaboratively with advertisers and agents to ensure the removal of non-compliant signage.

### Soil Activity

Staff are responsible for responding to public complaints and issues of non-compliance related to unauthorized filling; monitoring permitted soil deposits and removal sites; and inspecting properties that are undergoing remediation to come into compliance with applicable City bylaws. Staff conducted 17 site inspections in the month of February. When ongoing unpermitted soil deposition is found, staff frequently issue a Stop Work and/or Removal Order, which is frequently accompanied by ticket issuance and escalating enforcement action.

Stop Work and/or Removal Orders were issued to the following properties:

- 7100 No. 4 Road
- 19740 River Road

There are approximately 27 soil deposit proposals under various stages of the application process and staff continue to monitor 19 approved sites. Staff are currently addressing approximately 34 properties that are considered non-compliant.

Bylaw Prosecutions

No new bylaw charges were sworn in the month of February.

Parking Enforcement

In February, parking enforcement officers issued 2,087 tickets which is a 16.3 percent increase from last year (1,794). Despite snow events, staff balanced complaint based service delivery in relation to snow and ice removal with proactive parking patrols using hot spot and times analysis. Staff responded to 384 calls for service, representing a 21.5 percent increase from the calls received during the same period last year (316). The majority of the calls were for safety and obstruction which primarily involve parking issues that pose safety risks, such as vehicles parked in no-stopping zones, near fire hydrants, or obstructing roadways and driveways.

Monthly parking enforcement revenue is highlighted in Figure 3. Figure 4 highlights the monthly parking violation issuance.

Figure 3: Parking Enforcement Revenue Comparison (000's)

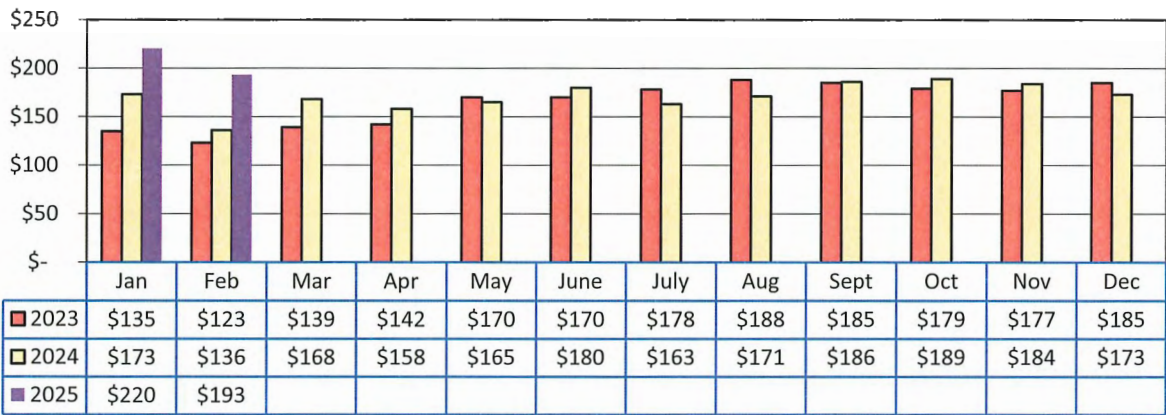
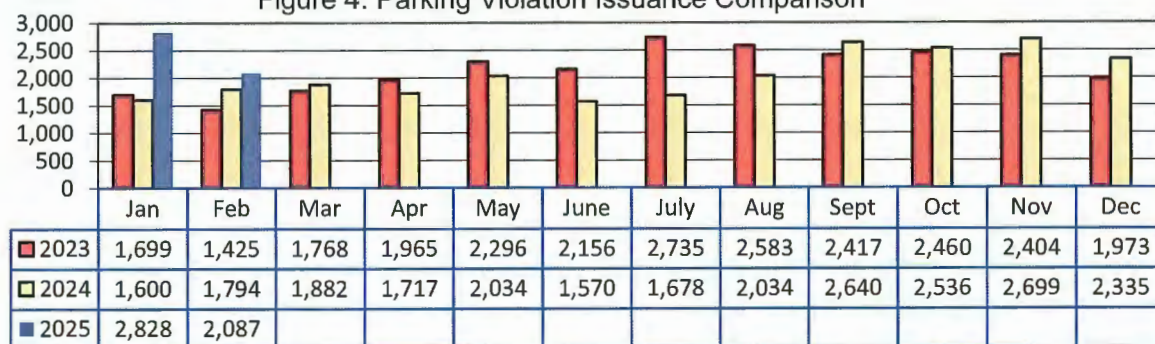




Figure 4: Parking Violation Issuance Comparison



### Animal Protection and Dog Licencing

As of March 6, 2025, approximately 5,339 dog licences have been issued. This figure represents 71.2 percent of the 7,500 licences on file from last year. Dog licenses are valid for the calendar year, regardless of the purchase date. Staff will now focus on canvassing efforts to follow up with accounts that have not renewed or provided updates on their account status.

In February, BC SPCA Officers responded to 86 calls for service related to animal control and dog licencing violations. Officers conducted 73 park patrols across various 30 different parks, dikes, and school grounds. Frequently patrolled parks in February were AR McNeill, Garden City Park, Garry Point Park, Steveston Park and Spul'u'Kwuks Elementary. Of the total patrols, 63 were proactive while the remaining were responses to public complaints. In addition to enforcement, these patrols play a key educational role, promoting awareness and compliance. Also, note that the animal shelter will have limited public access from mid March until June during its scheduled flooring replacement. Shelter operations will not be impacted due to the SPCA's ability to use its regional network to accommodate strays and other animals as needed.

### Ticketing

Table 1 presents non-parking-related Bylaw ticket issuance for February. Year-to-date, all issued tickets have been Bylaw Violation Notices (BVNs), with no Municipal Ticket Information (MTIs) issued.

Table 1: Community Bylaw Offences

Ticket Issuance (BVN's & MTI's)	February	YTD
Animal/Dog Licencing Offences	34	39
Soil Deposit and Removal Offences	2	40
Watercourse Protection Offences	0	0
Unightly Premises Offences	7	8
Noise Offences	0	0
Building Regulation Offences	0	11
Solid Waste and Recycling Offences	0	0
Parks Offences	0	0
Sign Offences	10	14
Demolition Waste and Recyclable Materials Offences	0	2
Watering Offences	0	0
<b>Totals</b>	<b>53</b>	<b>114</b>

### Bylaw Adjudication

The next adjudication hearing will be held on March 19, 2025. The outcome of the adjudication session will be highlighted in next month's report.

### Revenue and Expenses

Revenue in the Property Use section is primarily derived from permits, tickets and court fines related to bylaw prosecutions. Soil permit applications and volume fees follow a seasonal trend and tend to increase in Q2 and Q3. The collection of revenue in other Bylaw fines can be primarily attributed to fines issued for the operation of unpermitted short-term rentals. These results are shown in Table 2.

Parking enforcement generates a significant portion of its revenue from meters, permits and fines. Table 3 identifies the individual revenue sources within parking enforcement. Table 4 highlights the funds collected from dog licencing and fines. The overall increase in licencing revenue can be attributed to proactive work done by staff in previous years to ensure accuracy in dog licencing accounts and to conduct canvassing efforts for compliance.

Table 5 outlines the net revenue and expenses for property use, parking enforcement and animal protection services.

Table 2: Property Use Revenue by Source

Program Revenue	Budget Feb 2025	Actual Feb 2025	YTD Budget Feb 2025	YTD Actual Feb 2025
Soil Permit Application and Volume Fees	\$8,198	\$9,558	\$20,686	\$10,674
Other Bylaw Fines	\$23,537	\$8,878	\$52,374	\$28,091
<b>Total Revenue</b>	<b>\$31,735</b>	<b>\$18,436</b>	<b>\$73,060</b>	<b>\$38,765</b>

Table 3: Parking Revenue by Source

Program Revenue	Budget Feb 2025	Actual Feb 2025	YTD Budget Feb 2025	YTD Actual Feb 2025
Contract Revenue <sup>1</sup>	\$5,000	\$5,000	\$10,000	\$10,000
Filming Revenue	\$0	\$0	\$0	\$390
Parking Revenue <sup>2</sup>	\$179,600	\$193,358	\$359,200	\$413,428
<b>Total Revenue</b>	<b>\$184,600</b>	<b>\$198,358</b>	<b>\$369,200</b>	<b>\$423,818</b>

<sup>1</sup> City Towing Contract with Rusty's Towing

<sup>2</sup> Parking Revenue consists of Parking Meters, Monthly Parking Permits, and Parking Enforcement



Table 4: Animal Protection Services Revenue by Source

Program Revenue	Budget Feb 2025	Actual Feb 2025	YTD Budget Feb 2025	YTD Actual Feb 2025
Dog Licences	\$55,000	\$59,720	\$177,000	\$193,166
Fines	\$460	\$1,075	\$840	\$2,425
<b>Total Revenue</b>	<b>\$55,460</b>	<b>\$60,795</b>	<b>\$177,840</b>	<b>\$195,591</b>

Table 5: Property Use, Parking and Animal Protection Services Revenue and Expenses

		YTD Budget Feb 2025	YTD Actual Feb 2025
<b>Property Use</b>	Revenue	\$73,060	\$38,765
	Expenses	\$317,836	\$170,675
	<b>Net Revenue (Expense)</b>	<b>(\$244,776)</b>	<b>(\$131,910)</b>
<b>Parking</b>	Revenue	\$369,200	\$423,818
	Expenses	\$337,933	\$309,346
	<b>Net Revenue (Expense)</b>	<b>\$31,267</b>	<b>\$114,472</b>
<b>Animal Protection</b>	Revenue	\$177,840	\$195,591
	Expenses	\$246,933	\$229,045
	<b>Net Revenue (Expense)</b>	<b>(\$69,093)</b>	<b>(\$33,454)</b>

**Financial Impact**

None.

**Conclusion**

Staff and contracted service providers administer and enforce 41 unique bylaws, covering a diverse range of various regulated community activities and service use, notably land use, noise, soil deposit/removal, short-term rentals, parking permits and enforcement, unsightly premises and animal protection services. This report provides a summary of departmental activity in February.



Mark Corrado  
 Director, Community Bylaws and Licencing  
 (604-204-8673)



**To:** Community Safety Committee **Date:** March 19, 2025  
**From:** Mark Corrado **File:** 12-8275-30-001/2025-  
Director, Community Bylaws and Licencing Vol 01  
**Re:** Extending Liquor Licenced Premises Operating Hours

**Staff Recommendation**

That the report titled "Extending Liquor Licenced Premises Operating Hours" dated March 19, 2025, from the Director, Community Bylaws & Licencing, be received for information.

Mark Corrado  
Director, Community Bylaws and Licencing  
(604-204-8673)

Att. 2

REPORT CONCURRENCE		
<b>ROUTED TO:</b>	<b>CONCURRENCE</b>	<b>CONCURRENCE OF GENERAL MANAGER</b>
Fire Rescue	<input checked="" type="checkbox"/>	
RCMP	<input checked="" type="checkbox"/>	
Development Applications	<input checked="" type="checkbox"/>	
Policy Planning	<input checked="" type="checkbox"/>	
<b>SENIOR STAFF REPORT REVIEW</b>	<b>INITIALS:</b> 	<b>APPROVED BY CAO</b> 



**Staff Report****Origin**

At the Community Safety Committee meeting held on June 11, 2024, staff received the following referral:

*“That staff explore how a pilot project could be run for licenced premises to extend operating hours and report back with comparison data.”*

This report supports Council’s Strategic Plan 2022-2026 Focus Area #3 A Safe and Prepared Community:

*Community safety and preparedness through effective planning, strategic partnerships and proactive programs.*

**Analysis****BC LCRB Liquor Establishment Data**

According to data derived from the BC Liquor Cannabis Regulation Branch (LCRB), the Provincial agency that oversees all liquor licences and retail sale of liquor, there are 10,100 total liquor licences in BC as shown in Table 1 below. The largest liquor licence type is a Food Primary with (6076), which includes restaurants, bistros, cafes and other businesses primarily serving food. The second largest type is a Liquor Primary (1823), which includes bars, pubs, and nightclubs as well, stadiums, theatres, and aircraft and Liquor Primary Club (267), which includes membership only based establishments such as golf courses.

Table 1: BC Liquor Licences

<b>Licence Type</b>	<b>Count</b>
Food Primary	6076
Licensee Retail Store	681
Liquor Primary	1823
Liquor Primary Club	267
Manufacturer	842
Rural Retail Store	223
Ubrew and Uvin	99
Wine Store	49
Catering	40
<b>Total</b>	<b>10100</b>

An analysis of the top 10 municipalities with the most liquor licences, shown in Table 2 below, reveals that the City of Vancouver has the largest share of provincial liquor licence serving establishments including: 20.9% of food primaries (1267); 14.3% of Liquor Primaries (261) and 14.3% of Liquor Primary Clubs (31).

Notably, the City of Richmond has the third highest number of liquor licences in BC with: 5.3% of Food Primaries (327); 3.1% of Liquor Primaries (57); and 2.2% of Liquor Primary Clubs (6). Despite only having 33.6% of the population of the City of Surrey, the City has 36 more Food Primaries, 3 more Liquor Primaries and 2 more Liquor Primary Clubs than Surrey. On a per capita basis, the City has one liquor licence serving establishment per 602 people, which is third behind the City of Victoria (204) and the City of Vancouver at (470).

Table 2: 10 Highest Number of Liquor Licence - Top 10 BC Municipalities

<b>Municipalities</b>	<b>Food Primary</b>	<b>% of BC</b>	<b>Liquor Primary</b>	<b>% of BC</b>	<b>Liquor Primary Club</b>	<b>% of BC</b>
VANCOUVER	1267	20.9%	261	14.3%	31	11.6%
VICTORIA	375	6.2%	105	5.8%	13	4.9%
RICHMOND	327	5.4%	57	3.1%	6	2.2%
SURREY	291	4.8%	54	3.0%	4	1.5%
KELOWNA	232	3.8%	82	4.5%	5	1.9%
BURNABY	231	3.8%	26	1.4%	4	1.5%
NORTH VANCOUVER	164	2.7%	18	1.0%	8	3.0%
LANGLEY	157	2.6%	20	1.1%	-	0.0%
COQUITLAM	130	2.1%	20	1.1%	2	0.7%
<b>Total</b>	<b>3174</b>	<b>52%</b>	<b>643</b>	<b>35%</b>	<b>73</b>	<b>27%</b>

#### *Liquor Primary Establishments with Liquor Service Past 2:00AM*

Amongst the combined 2090 Liquor Primary and Liquor Primary Club licences in BC, only 6% (126) allow for liquor service past 2:00 AM. A number of these late night licences 52% (66) restrict post 2:00 AM liquor service to weekends only. Moreover, 71% (89) are concentrated in the City of Vancouver within two site specific zones in the Granville Entertainment District and Gastown.

Outside of Vancouver, the following municipalities allow for serving of alcohol past 2:00 AM: Chilliwack (Luxe Nightclub), Burnaby (Grand Villa Casino & Personas Grand Villa), West Vancouver (Cineplex Cinemas Park Royal) and Richmond (YVR). In the City of Richmond, the four liquor licenced establishments operating past 2:00 AM are located at YVR Airport within the outbound customs security zone.<sup>1</sup>

#### City Licenced Establishments and Law Enforcement Data

##### *RCMP Data*

Staff conducted an analysis of the police records for all food primaries and liquor primaries and clubs in Richmond from January 1, 2023 through to August 31, 2024. The dataset included 767 individual records, which were validated as founded police general occurrences (GO) and excludes all calls that were cancelled in Computer-aided Dispatch (CAD) system or proven to be unfounded upon arrival/investigation by police. A summary of the results of this analysis is shown below in Table 3.

<sup>1</sup> In 2005, Council chose to decline to comment on a Liquor Primary application on the security side of YVR following a staff report from the Manager of Customer Services, titled "Liquor Licence Amendments – Plaza Premium Lounge, Stateside Bar & Grill, Vancouver International Airport. For the report please follow this link [https://citycouncil.richmond.ca/\\_shared/assets/090605\\_item1211862.pdf](https://citycouncil.richmond.ca/_shared/assets/090605_item1211862.pdf)

Table 3: RCMP Founded Occurrences in Liquor Establishment

<b>Licence Type</b>	<b># Establishments</b>	<b># Founded GOs</b>	<b>Average</b>
Food Primary	321	376	1.2
Liquor Primary	58	390	6.7
Liquor Primary Club	6	1	0.2
<b>Total</b>	<b>385</b>	<b>767</b>	<b>8.1</b>

Food Primaries in the study group averaged 1.2 police GOs per establishment. Out of a total of 321 food primaries only 5% (17) had 5 or more founded police GOs. Liquor Primary Clubs averaged less than one police GO (0.2%). In contrast, Liquor Primaries averaged 6.7 police GOs per establishment and 19% had 5 or more founded GOs (11). In short, Liquor Primaries were at a statistically higher probability than Food Primaries to have multiple founded police GOs.

### *LCRB Enforcement Files*

The BC Liquor Cannabis Regulation Branch is the lead regulatory and enforcement agency for all liquor establishment throughout the Province. The LCRB has an enforcement team that conducts periodic inspections of liquor establishments in Richmond and often conducts joint-inspections with the RCMP as well as the City's Business Licence Inspectors. Table 4 below comprises over a year's data of major enforcement files investigated by the LCRB.

Table 4: LCRB Major Enforcement Files September 2023 to September 2024

<b>Licence Type</b>	<b># Establishments</b>	<b># LCRB Enforcement</b>	<b>Percentage</b>
Food Primary	321	14	4.3%
Liquor Primary	58	5	8.6%
Liquor Primary Club	6	0	0.0%
<b>Total</b>	<b>385</b>	<b>19</b>	<b>4.9%</b>

As noted in the Table above, more LCRB enforcement files occurred in Food Primaries (14) than Liquor Primaries (5). However, on a per capita basis Liquor Primaries (8.6%) had double the amount of enforcement files than Food Primaries (4.3%).

### *Bylaw Municipal Ticket Information*

The Business Licence inspection team conducts random late night inspections on Liquor Primary, Food Primary and Karaoke establishments operating until 2:00 AM. Table 5 below provides a breakdown of the Municipal Ticket Information Authorization Bylaw violations issued.

Table 5: Bylaw MTI 2023-2024

<b>Licence Type</b>	<b># Establishments</b>	<b># LCRB Enforcement</b>
Food Primary	321	2
Liquor Primary	58	9
Liquor Primary Club	6	0
<b>Total</b>	<b>385</b>	<b>12</b>

As shown in Table 5 above a total of 11 Municipal Ticket Information tickets totalling \$10,000 were issued from 2023 to 2024 in liquor establishments in the City. Liquor Primaries received the highest number of MTIs (9) and all were for smoking violations. Food primaries received fewer smoking related MTIs (2) despite a larger overall number of establishments.

Based on the above analysis of enforcement data from police, LCRB and City sources as well as the qualitative feedback from law enforcement and health officials, it is not recommended that further changes be made to the existing City Bylaws and Council policies to enable extended liquor service past 2:00 AM.

#### Liquor Primary Entertainment District Model of Liquor Service until 3:00 AM

Municipalities such as Vancouver, who allow late night liquor service until 3:00 AM, seven days a week, have largely restricted this service model to entertainment district zoning. In Vancouver, these entertainment districts are typically zoned Primary Commercial and include Granville Entertainment District (GED) and the core of the Central Business District. These zones have almost no residential housing and have higher noise decibel maximums. It should be noted that Vancouver has recently expanded this late night service to Chinatown, Gastown, Industrial, Thornton Park, and Victory Square areas to align with the hours permitted in primary commercial areas. Moreover, Vancouver is considering further reducing late night liquor service restrictions for example, on food primaries, within the above zones.<sup>2</sup> No evidence could be found that other municipalities in the Province, who were considering expanding late night liquor service to Food Primaries.

Within the study group staff found very few examples of primarily residential zoned areas that permitted late night liquor service largely due to noise and social impact concerns as well as restrictions. The only exceptions were in Vancouver where existing legal non-conforming Liquor Primary establishments can be found mostly in the South Downtown Core. In short, the vast majority of mixed and primarily residential zones restricted liquor service to midnight on weekdays and 2 am on weekends.

#### *Richmond Bridgeport Village Entertainment District*

In the City of Richmond a similar location to the Vancouver's GED or Central Business District can be found in the Bridgeport Village sub-area of the City Centre. A map of Bridgeport Village and other City Centre Sub-Areas can be found on attachment 1 and 2. The City Centre Area Plan (CCAP), adopted on September 14, 2009, labels the Bridgeport Village a 24/7 entertainment & arts precinct, and location best suited for a 3:00 AM liquor service area.

<sup>2</sup> <https://vancouver.ca/news-calendar/share-your-thoughts-changes-to-liquor-serving-hours-feb-2025.aspx>  
7943391

Bridgeport Village, is also included in the Aircraft Noise Sensitive Development Policy restricts, which noise sensitive uses such as housing. In effect, it is doubtful that liquor primary related noise would rise above the ambient or baseline noise in the area. Lastly, Bridgeport Village is also zoned, in large part, for Industrial and Commercial uses.

### Richmond Pilot Project

As noted above the Bridgeport Village Sub Area would be the most feasible area to allow late night liquor service. Similar to Vancouver, the hours of operation would be until 3:00 AM and seven days a week. Given the relative distance away from residential, Bridgeport Village Sub Area would likely have fewer noise and social impact issues than other areas within the City Centre area.

Nonetheless, licencing extended liquor service to the Bridgeport Village Entertainment District would lead to considerably more regulatory and enforcement burden on existing City, RCMP and LCRB resources. Concerns regarding the relaxation of regulations of liquor service in Vancouver were noted by Vancouver Police Department:

*“Our experience has shown that we need to proceed with caution when increasing the availability and access to alcohol in entertainment areas and where large crowds congregate. Vancouver is an entertainment focal point for Metro Vancouver and people from all parts of the region are drawn particularly to the GED. This requires the VPD to increase resources devoted to crowd management and public safety. This was observed when hours were extended for liquor primary establishments and policing activities were increased as a direct result.”<sup>3</sup>*

In addition, it is likely that there would be concerns expressed by local health authorities as was the case in Vancouver where Vancouver Coastal Health Authority’s Dr. Mark Lysyshyn, Deputy Chief Medical Health Officer, wrote in opposition of increasing hours of sale for liquor service:

*“More recently in 2020, a systematic review revealed that extending hours of sale at on-premises liquor establishments also led to an increase in alcohol-related harm, including unintentional injuries, assaults, and drink driving offenses. xxvii Conversely, restricting the hours of sale at licensed establishments is known to reduce rates of alcohol-related harm, indicating that the relationship of serving hour policies works both ways in managing alcohol-related consequences. xxviii Studies have shown that restricting evening sales is more effective in reducing alcohol consumption than restricting morning sales.*

Given the above community health and safety impact concerns it is likely that a new liquor licence type and fee structure would be required for late night service in an Entertainment District model. Moreover, a comprehensive review and impact analysis on existing law enforcement service levels would be recommended.

If this model of extending hours were to be supported by Council, an amendment to the zoning bylaw may be required. Further, the Business Licence Bylaw No. 7360, would require to be amended to introduce a fourth category of Assembly Use Group 4 (A4) and charge appropriate

---

<sup>3</sup> <https://council.vancouver.ca/20231213/documents/cfsc1.pdf>  
7943391

March 19, 2025

- 7 -

increased fees to help offset any additional fees to cover inspection costs. In addition, all applicants seeking an extension of liquor service hours to 3:00AM would still require an LCRB approval and consideration by Council.

For extended hour locations, the City of Vancouver charges almost three times the licence fees charged for regular service hour locations. Our current fee structure would be reviewed and increased by a quantified percentage to cover this new category. In addition, the City of Richmond's Policy 9400 would require amendments as it currently restricts service hours for liquor service to 2:00 AM.

Of note for Council consideration, if Council chose to cancel the late night liquor service pilot project, it would then be the responsibility of the City to enforce the conditions of a 2:00AM liquor service hour. In effect, the LCRB would not rescind the previously issued 3:00 AM Liquor Primary licence. City Staff and the RCMP would have to enforce a 2:00AM liquor service rule under new City Bylaws rather than being able to rely on provincial legislation and the LCRB's regulatory regime.

### **Financial Impact**

No financial Impact

### **Conclusion**

The above report is recommended to be received for information. Based on the above quantitative and qualitative analysis derived from a blend of municipal and provincial open source as well as closed source (law enforcement only) datasets no changes to existing liquor service hours are recommended.



Mark Corrado  
Director, Community Bylaws and Licencing  
(604-204-8673)



Victor M. Duarte  
Supervisor, Business Licencing  
(604-276-4389)

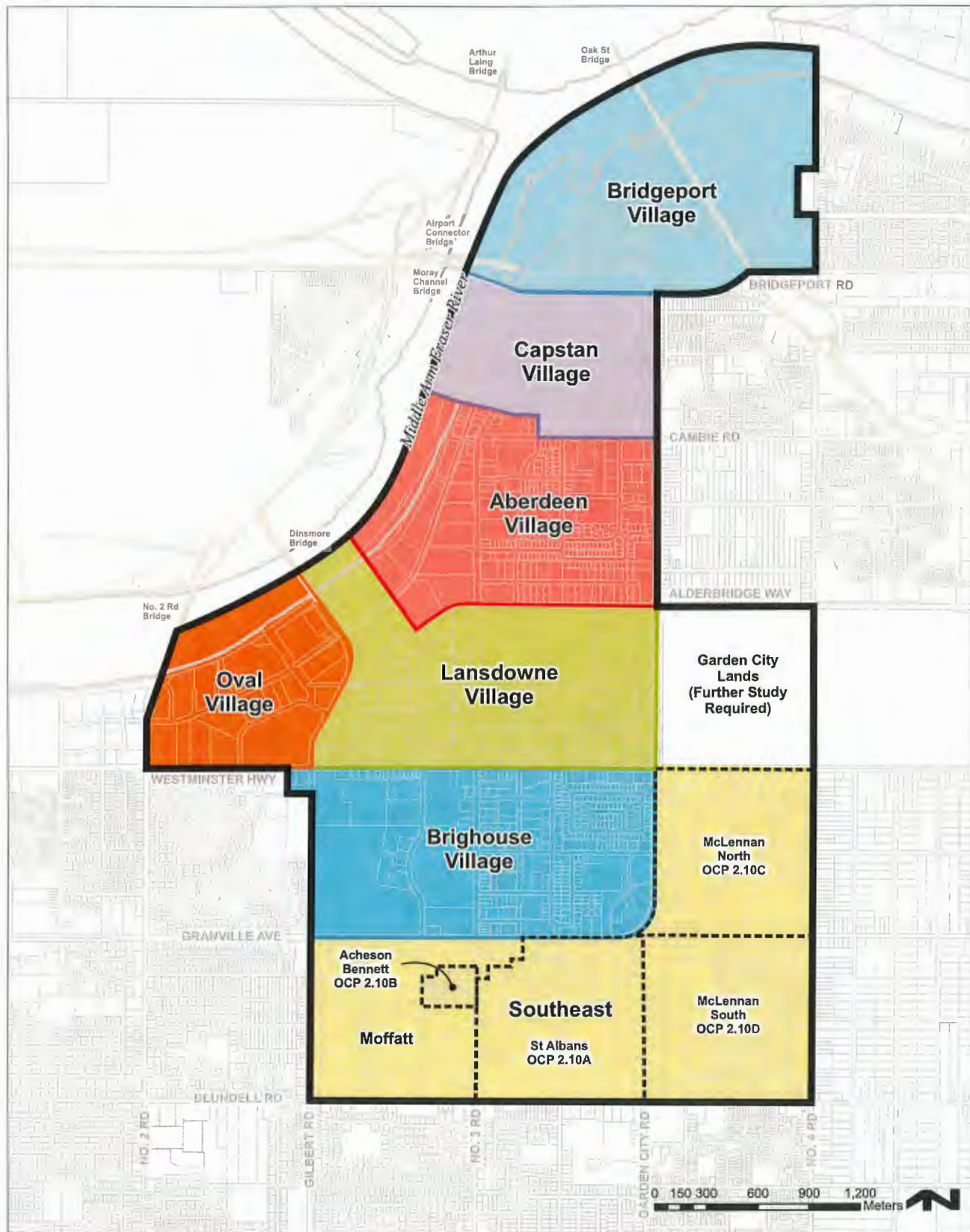
MC:vmd

Att. 1: City Centre Village & Sub Area Key Map  
Att. 2: Bridgeport Village Sub Area Map



City of Richmond

## City Centre Village &amp; Sub-Area Key Map



## City of Richmond

### 2.4.1(a) Richmond Arts District (RAD)

An “arts district” is a proposed contiguous geographically defined area of a city where a high concentration of public and private arts, culture and heritage uses, facilities and activities are situated and serve to achieve the following objectives:

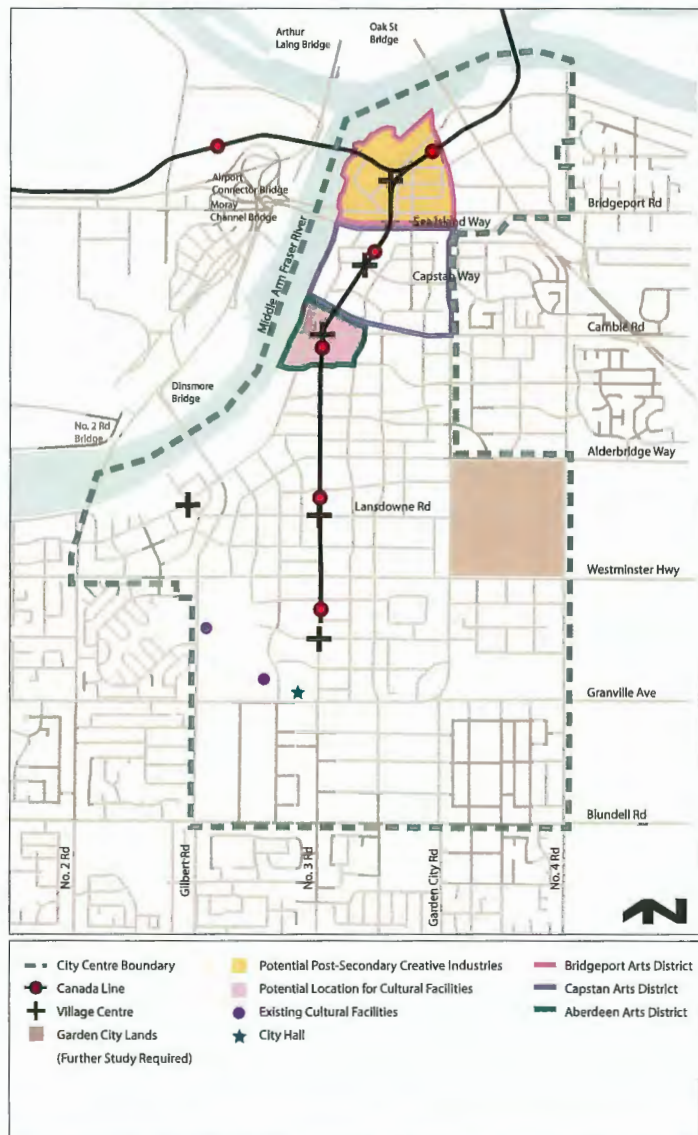
- act as an “anchor” for the day-to-day life of the local community;
- provide a unique reflection of the local environment, community, history and cultures;
- enhance public access to and understanding of the arts;
- support the arts, artists and arts organizations;
- provide a catalyst for tourism, economic development, diversification and revitalization, and the attraction and retention of well-educated employees.

#### Challenges/Opportunities

Arts districts tend to spring up in declining inner-city, industrial areas that attract artists with their large spaces, low rents, edgy urban environments and lack of “sensitive” neighbours. The City Centre has little of this type of space and much of what it does have is already earmarked for redevelopment.

What Richmond and its City Centre do have however, is a rich arts and cultural community, enhanced regional access via the soon-to-be completed Canada Line transit system, the Richmond Oval, plans to revitalize the waterfront and the opportunity to showcase Richmond’s art scene on the world stage via the 2010 Olympic and Paralympic Winter Games.

### Richmond Arts District (RAD) Map

Bylaw 8841  
2013/02/12

Area	RAD Sub-Areas	Role
	Bridgeport Village	A 24/7 entertainment and arts precinct.
	Capstan Village	A mixed-use, waterfront arts community.
	Aberdeen Village	Richmond's cultural and festival hub set at the heart of its Central Business District (CBD).





# City of Richmond

## Report to Committee

**To:** Community Safety Committee

**Date:** March 11, 2025


**From:** Jim Wishlove  
Fire Chief

**File** 09-5140-01/2025-Vol  
01

**Re:** Richmond Fire-Rescue Monthly Activity Report – February 2025




### Staff Recommendation

That the staff report titled “Richmond Fire-Rescue Monthly Activity Report – February 2025”, dated March 11, 2025, from the Fire Chief, be received for information.



Jim Wishlove  
Fire Chief  
(604-303-2715)

Att. 1

REPORT CONCURRENCE	
CONCURRENCE OF GENERAL MANAGER 	
SENIOR STAFF REPORT REVIEW	INITIALS: 
APPROVED BY CAO 	

## **Staff Report**

### **Origin**

This report highlights activities, information, and statistics related to calls for service by Richmond Fire-Rescue in February 2025.

This monthly report supports Council's Strategic Plan 2022-2026 Focus Area #3, A Safe and Prepared Community:

*Community safety and preparedness through effective planning, strategic partnerships and proactive programs.*

### **Analysis**

#### Emergency Programs

During the month of February, staff engaged in the following activities:

- Exercised the Emergency Operations Centre at City Hall. Including refining the process set up and supporting documents as well as identify any missing or outdated supplies.
- Participated in the monthly Canadian Red Cross (CRC) Volunteer Meeting. Volunteers and staff worked together with Community Centre staff to complete a site survey of Thompson Community Centre to determine the suitability of that location as a Reception Centre or Group Lodging during an emergency. Volunteers then used the site survey information to complete a tabletop exercise designing a site layout of a Reception Centre.
- Collaborated with the City's Homelessness Outreach Team to learn more outreach work and operations. Staff were able to provide information on Emergency Program's Operations and how they might be able to support the outreach mission and planned to share details on upcoming seasonal hazard meetings.
- Provided a presentation on personal/household preparedness to a seniors group at West Richmond Community Centre. The presentation covered the five steps to preparedness and provided additional safety information regarding earthquakes and hot weather. The attendees received emergency kit items and reference information from Prepared BC.
- Supported Newcomers in Emergencies. Presented at the webinar hosted by Health Emergency Management BC and coordinated by S.U.C.C.E.S.S. The session discussed unique considerations that are involved when supporting newcomer populations during emergency events.
- Exercised the City's facility and personnel well-being check and provided timely information/status updates to the Mayor and Council, CAO, and Corporate Communications for internal and public messaging after the recent earthquake near Sechelt.

- Coordinated with School District 38 to learn more about the capabilities and preparation activities undertaken by the District and explore further mutual support initiatives.
- Met with volunteers at Lingyen Mountain Temple. Staff were able to learn more about the Temple and what services and support they can provide during and after an emergency.
- Participated in an online presentation with staff from Building Resilient Neighbourhoods (BRN) to learn more about the Connect & Prepare program. The team from BRN were able to provide information on lessons learned when the program was introduced to other lower mainland communities for consideration.

#### RFR Public Outreach & Education

During the month of February, staff engaged in the following activities:

- Facilitated outreach events to provide educational opportunities to the community, including fire hall and vehicle tours for three organizations, with over 500 attendees.
- Provided information on the Online Education Program to two schools with over 150 attendees.
- Participated in the Mitchell Elementary School parade with 300 attendees.
- Hosted the RCMP Car Seat Day at Brighthouse Fire Hall No. 1. Lead by the RCMP, over 40 attendees learned how to correctly install their car seats.
- Additionally, staff continued with life safety educational social media videos and posts, including the launch of the 2025 firefighter recruitment process.

#### Internal Staff Training

In February 2025, staff organized in-house training events including; in house Medical Instructors Course, Auto-Accident Patient Extrication, Fire Service Leadership and ongoing firefighter recruit training and evaluations.

Staff hosted a government-funded fire research demonstration at the RFR training facility starting in February and concluding in early March, in collaboration with FPInnovations, University of British Columbia, GHL Consultants, and Dialog Design. The project was to test the fire performance of a hybrid timber floor system designed for sustainable high-rise construction. The demonstration aimed to collect thermal data on fire behaviour while measuring structural integrity. As mass timber construction gains prominence, this initiative helps emergency responders stay informed on evolving building materials, supporting both fire safety extinguishment and sustainable urban development.

### Emergency Response

One of the City's emergency response goals is to arrive on-scene, in time and with enough resources to contain a fire to the room of origin. The room of origin standard is especially important in terms of preventing further fire loss and damage, which can be reduced when a fire is contained to the room of origin. Meeting this standard also assists in mitigating loss of life, reduction of property damage and protection of the environment.

In February 2025, there were 1,056 reported incidents of all types, representing an overall increase of 4 per cent in incidents between February 2024 and February 2025 (Table 1).

<b>Table 1: Total Incidents - February 2025</b>					
	<b>Incident Totals February (2025)</b>	<b>Incident Totals February (2024)</b>	<b>Number Change from February 2024 to 2025</b>	<b>Percentage Change from February 2024 to 2025</b>	<b>5 Year Average for February</b>
Active Alarm	183	168	+15	+9	146
Explosion	1	1	0	0	1
Fire	23	37	-14	-38	30
Hazardous Materials	6	9	-3	-33	9
Medical	592	544	+48	+9	444
Motor Vehicle Incident	85	87	-2	-2	67
Public Hazard	3	6	-3	-50	7
Public Service	80	99	-19	-19	85
Response Cancelled/Unfounded	78	59	+19	+32	54
Specialized Transport	5	7	-2	-29	4
Technical Rescue	0	0	0	0	1
<b>Total</b>	<b>1,056</b>	<b>1,017</b>	<b>+39</b>	<b>+4</b>	<b>848</b>

The average time on scene in February 2025 for emergency response crews was 29 minutes per event, which is lower than the number recorded in February 2024: 30 minutes. The time spent on scene can vary due to the nature and severity of each incident.

In February 2025, there were 23 fire incidents reported to the BC Office of the Fire Commissioner. This is 38 per cent lower than the number reported in February 2024. The average number of fires reported each February over the last five years is 30.

Fire damage and property losses during February 2025 is estimated at \$2,029,655. The total building/asset and content value at risk is estimated to be \$30,801,685 and the total value preserved from damage was \$28,772,030. These numbers translate to 93 per cent of value protected (Table 2), which is lower than the value observed in 2024: 99 per cent.

**Table 2: Fire Incidents By Type and Loss Estimates - February 2025**

<b>Incident Type Breakdown</b>	<b>Incident Volume</b>	<b>Estimated Building/Asset Value (\$)</b>	<b>Estimated Building/Asset Loss (\$)</b>	<b>Estimated Content Value (\$)</b>	<b>Estimated Content Loss (\$)</b>	<b>Estimated Total Value Preserved (\$)</b>
Residential: Single family	-	-	-	-	-	-
Residential: Multi family	3	35,000	-	24,495	-	59,495
Commercial/Industrial	3	18,052,650	1,750,000	12,636,405	250,010	28,689,045
Outdoor	14	6,135	2,635	-	-	3,500
Vehicle/Vessel	3	45,000	25,010	2,000	2,000	19,990
<b>Totals*</b>	<b>23</b>	<b>18,138,785</b>	<b>1,777,645</b>	<b>12,662,900</b>	<b>252,010</b>	<b>28,772,030</b>

\* The dollar losses shown in this table are preliminary estimates. They are derived from RFR's record management system and are subject to change due to delays in reporting and confirmation of actual losses from private insurance agencies (as available). Values under a threshold limit of \$1,000 will not be noted in the table.

### Significant Events

Emergency response crews minimized harm, limited damage and stopped fire spread from the place of origin, and performed life-saving interventions in these notable February 2025 incidents:

- February 6, 2025 – Structure Fire on Corvette Way.** Emergency crews responded to a multi story building with reports of fire. On arrival crews quickly established the location of the fire in a unit on the tenth floor with thermal camera. Crews began attacking the fire using high-rise equipment and within the north stairwell. Once extinguished, a primary search of the unit was carried out. Two onsite staff arrived on-scene and assisted with guest management. Crews worked to clear each affected floor and proceeded with air monitoring and ventilation. Once all floors were cleared, occupants were allowed to return to their units to retrieve their belongings. The RCMP were on scene for traffic management and a City bus was requested for the occupant displacement, until they had secured rooms at another site. Emergency Programs staff assisted with approximately 350-evacuee management. There were no reports of injury to the public or RFR personnel. A Fire Investigator attended.
- February 28, 2025 – Explosion on No. 5 Road.** Emergency crews responded to the scene of a commercial property where an explosion had occurred. First arriving crews found that there had been a steam explosion in a furnace. Crews were directed to the incident location and found a lead smelter with the lid off, which was still gassing. Due to the hazardous airborne nature of the site, emergency crews withdrew until the furnace had cooled down. Four RFR staff were sent for exposure assessment and cleared. All gear was decontaminated on return to quarters. There were no reports of injury to the public or RFR personnel. A Fire Investigator was not required to attend as there was no combustion. Work Safe BC were notified.

March 11, 2025

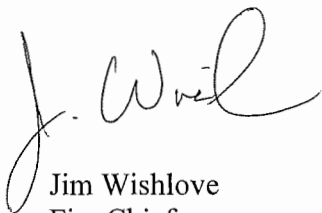
- 6 -

**Financial Impact**

None.

**Conclusion**

Richmond Fire-Rescue continues to monitor activities to identify and create public outreach programs to respond to emerging trends and to promote effective prevention behaviours.

A handwritten signature in black ink, appearing to read "J. Wishlove". The signature is fluid and cursive, with the first letter "J" being particularly large and stylized.

Jim Wishlove  
Fire Chief  
(604-303-2715)

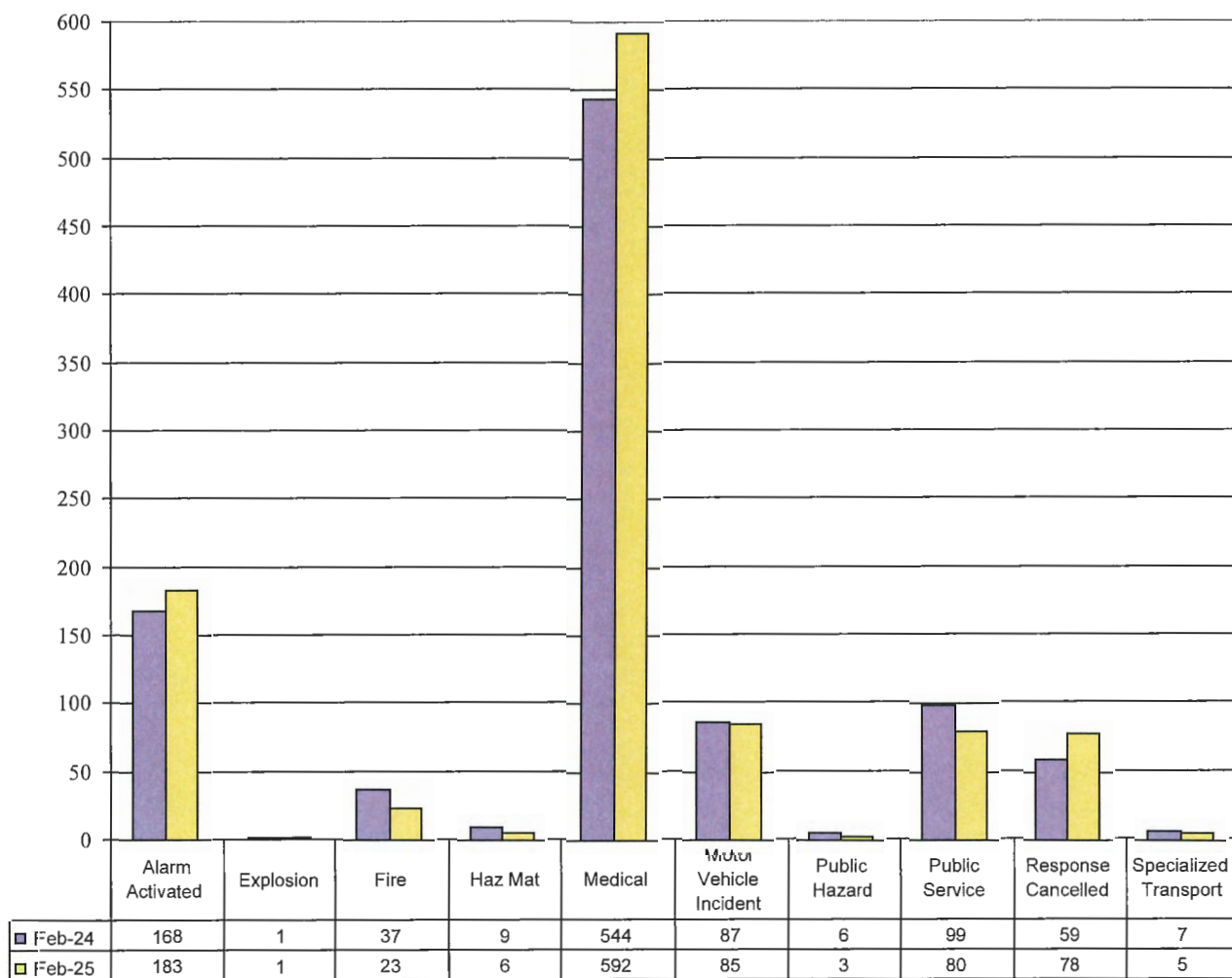
Att. 1: Emergency Response Activity for February 2025.

## Emergency Response Activity for February 2025

### Incident Volumes

The following chart provides a month-to-month comparison of incidents occurring in February 2024 and 2025. In February 2025, there were 1,056 total incidents, compared to 1,017 in February 2024. This represents an overall increase of 4 per cent between last year and 2025.

Table 3: February 2024 & February 2025 Incident Volumes



**Incident Type Legend:**

**HazMat:** includes fuel or vapour, spills, leaks, or containment

**Medical** includes: cardiac arrest, emergency response, home or industrial accidents

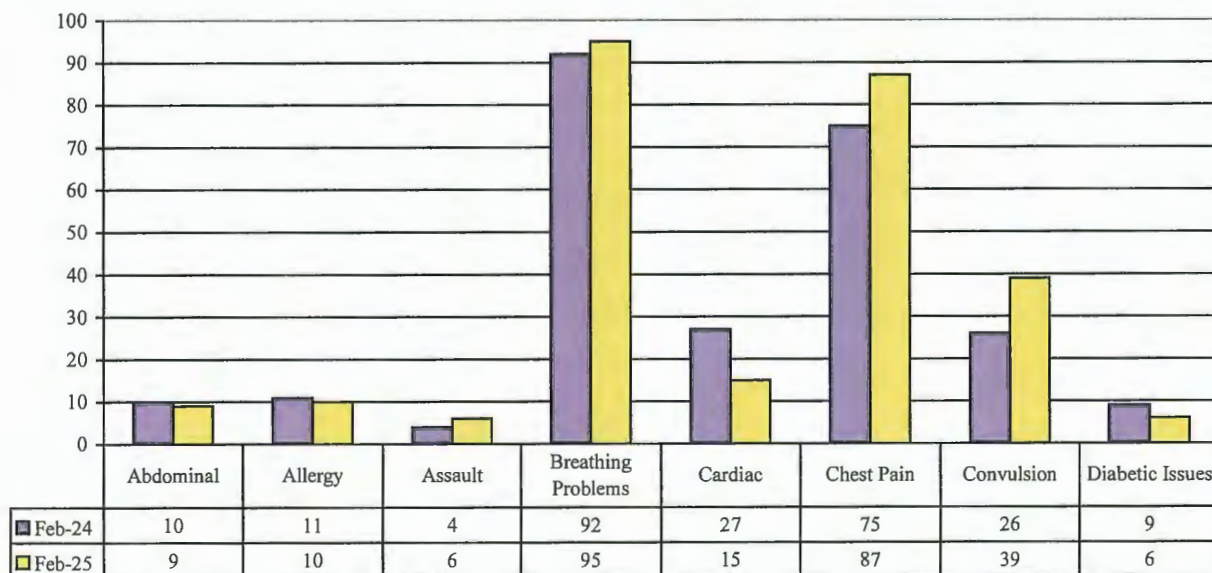
**Public Hazard** includes: object removal, or power lines down

**Public Service** includes: assisting public, ambulance or police, locked in/out, special events, trapped in elevator, water removal

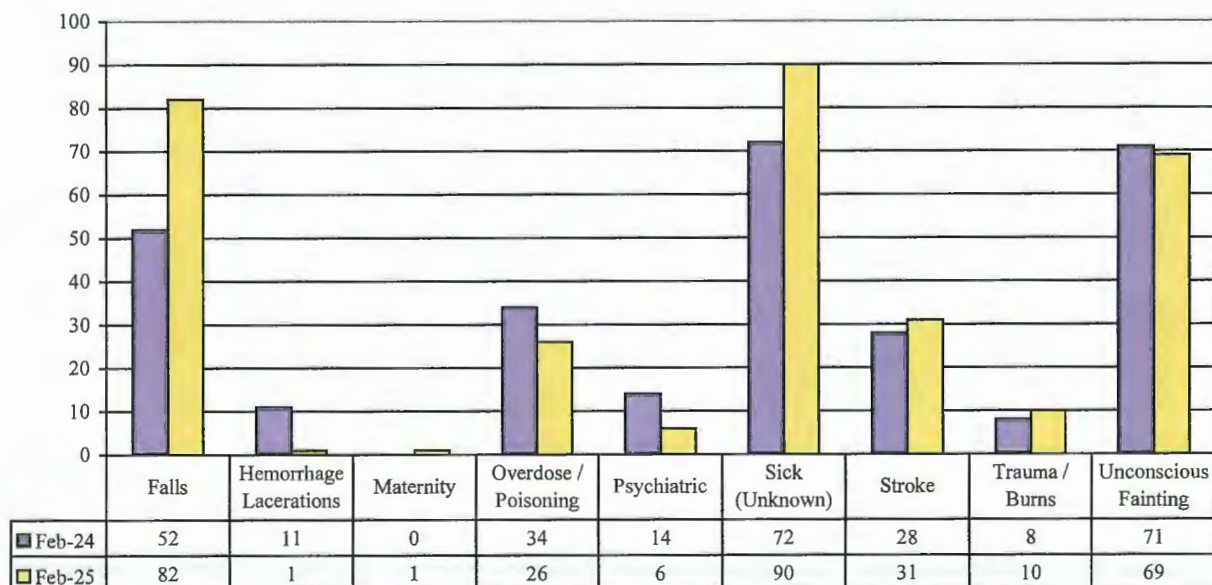
### First Responder Totals

Medical first responder incidents comprised 56 per cent of the total emergency responses for RFR during the month of February 2025. A detailed breakdown of the medical incidents for February 2024 and 2025 is set out in the following table by sub-type. There were 592 medical incidents in February 2025 compared to 544 in February 2024, an increase of 9 per cent.

**Table 4a: February 2024 & February 2025 Medical Calls by Type**



**Table 4b: February 2024 & February 2025 Medical Calls by Type**





The following chart provides the overdose/poisoning incident volume breakdown for February 2025. During February 2025, RFR staff did not administered Naloxone, in the month of February.

<b>Table 4c: Overdose / Poisoning Incidents By Type – February 2025</b>	
Opioid overdose incidents that RFR attended located in an OUTDOOR environment.	1
Opioid overdose incidents that RFR attended located in an INDOOR environment.	6
All other OD / Poisoning Incidents	19
<b>Totals</b>	<b>26</b>

#### Fire Investigations

The fire investigation statistics for February 2025 are listed below:

<b>Table 5: Total Fire Investigation Statistics – February 2025</b>			
	<b>Suspicious</b>	<b>Accidental</b>	<b>Undetermined</b>
Residential - Single-family	-	-	-
Residential - Multi-family	-	3	-
Commercial/Industrial	1	2	-
Outdoor	6	7	1
Vehicle	2	1	-
<b>Totals</b>	<b>9</b>	<b>13</b>	<b>1</b>

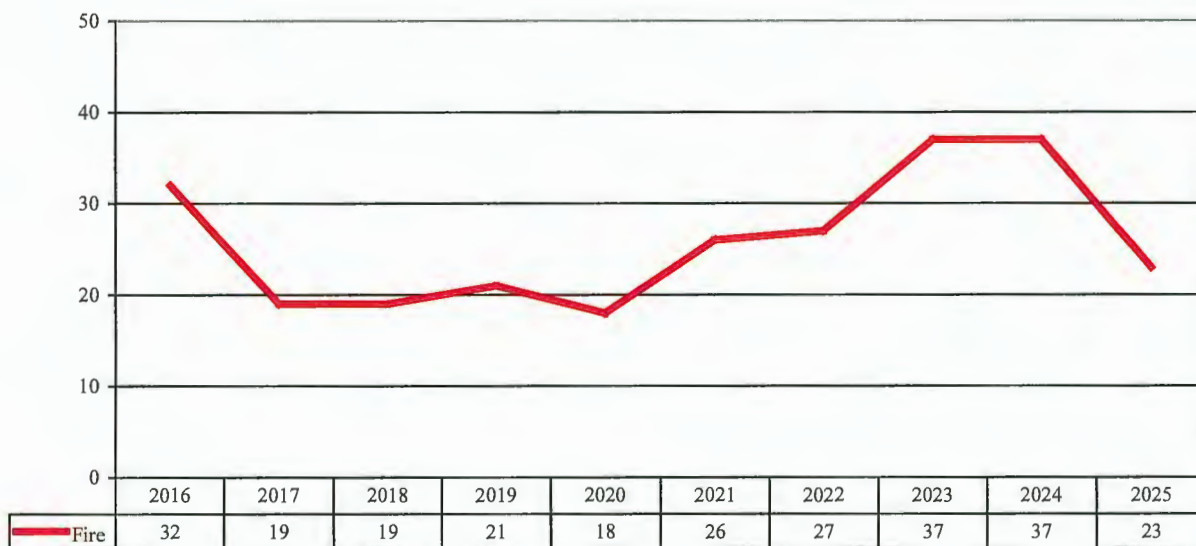
Richmond Fire-Rescue investigators report all suspicious fires to the RCMP, while working alongside RCMP staff to address potential risks to the community and coordinate appropriate fire investigations.

#### Hazardous Materials

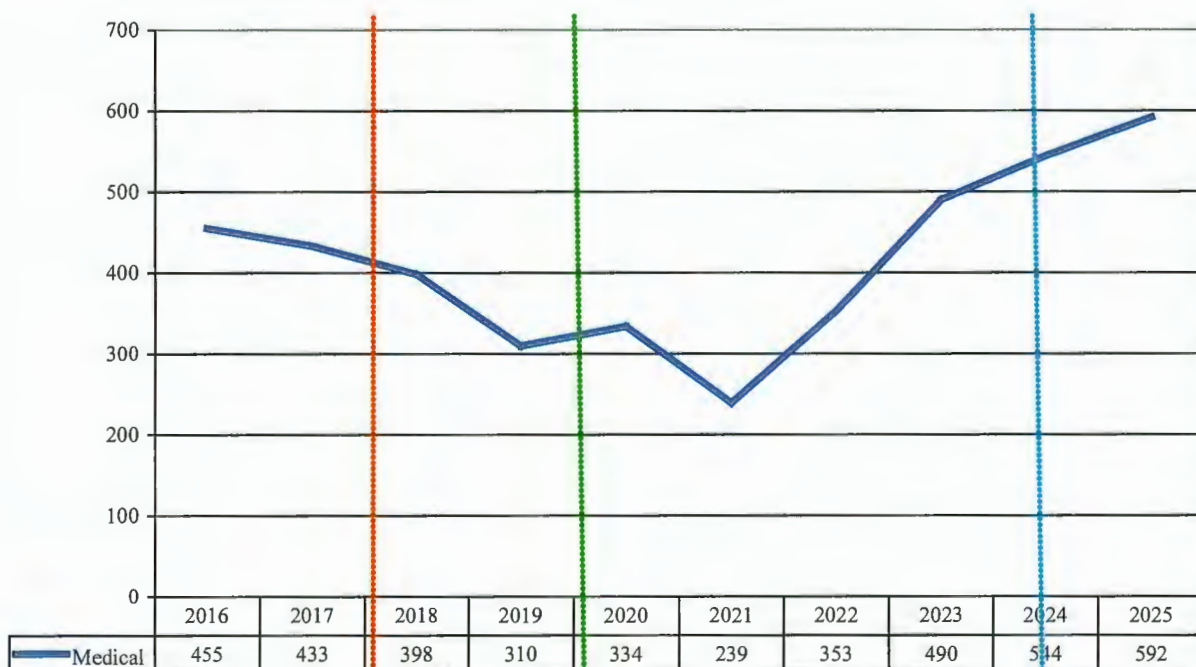
<b>Table 6: Hazardous Materials Incidents By Type – February 2025</b>	
	<b>Details</b>
Flammable / Combustible Liquids	1
Gasses (Natural / Propane)	3
Unclassified	2
<b>Totals</b>	<b>6</b>

The following charts provide total incident volumes for fires and medical incidents on a year-to-year comparison in February from 2016 to 2025.

**Table 7a: Total Fire Calls for Service in February 2016 to 2025**



**Table 7b: Total Medical Calls for Service in February from 2016 to 2025**

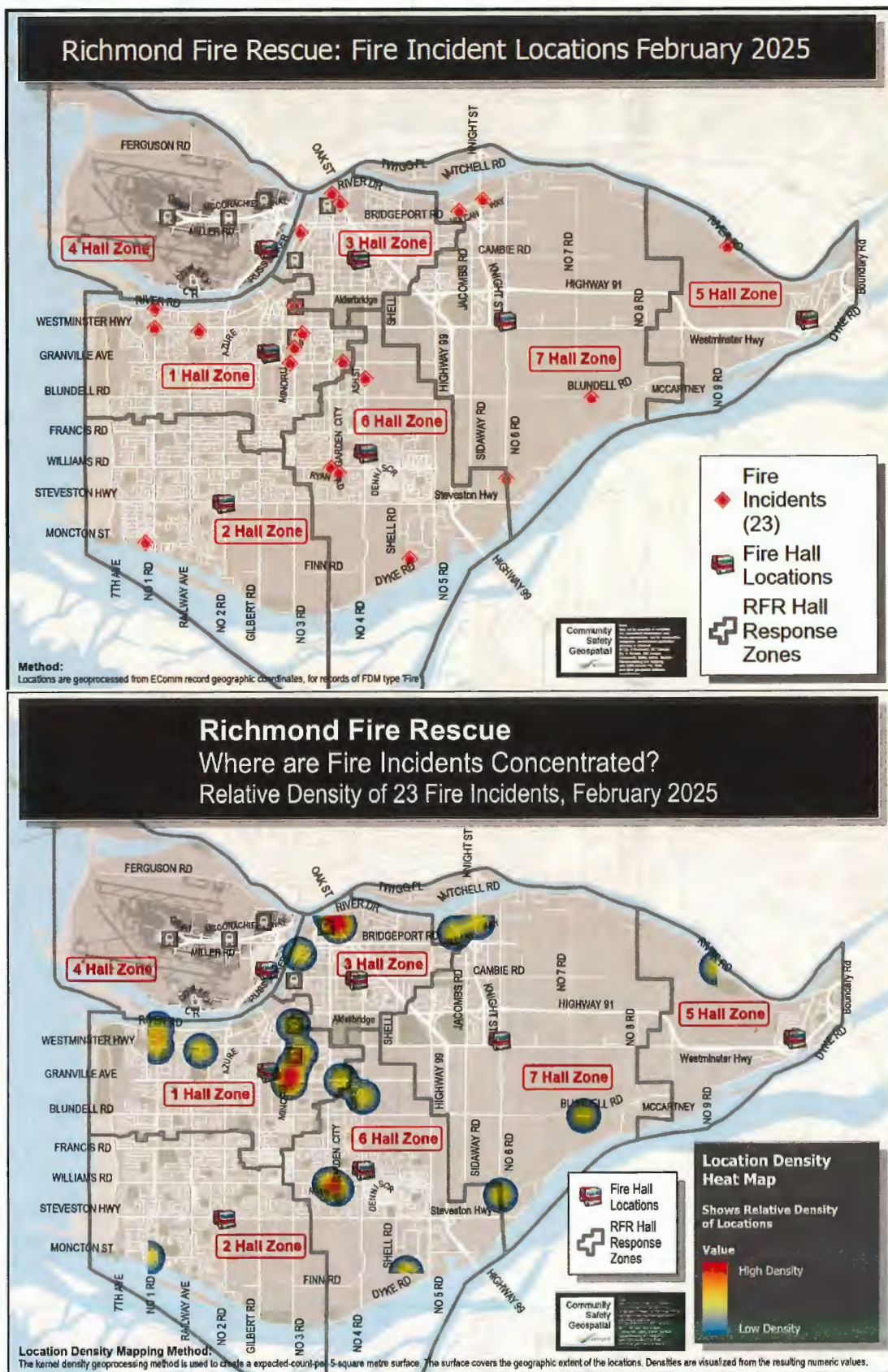


Changes to BC Emergency Health Services Clinical Response Model dispatch system (2017-2018)

Start of COVID-19 Pandemic

July 26, 2024 - Provincial Health Officer ended public health emergency for COVID-19


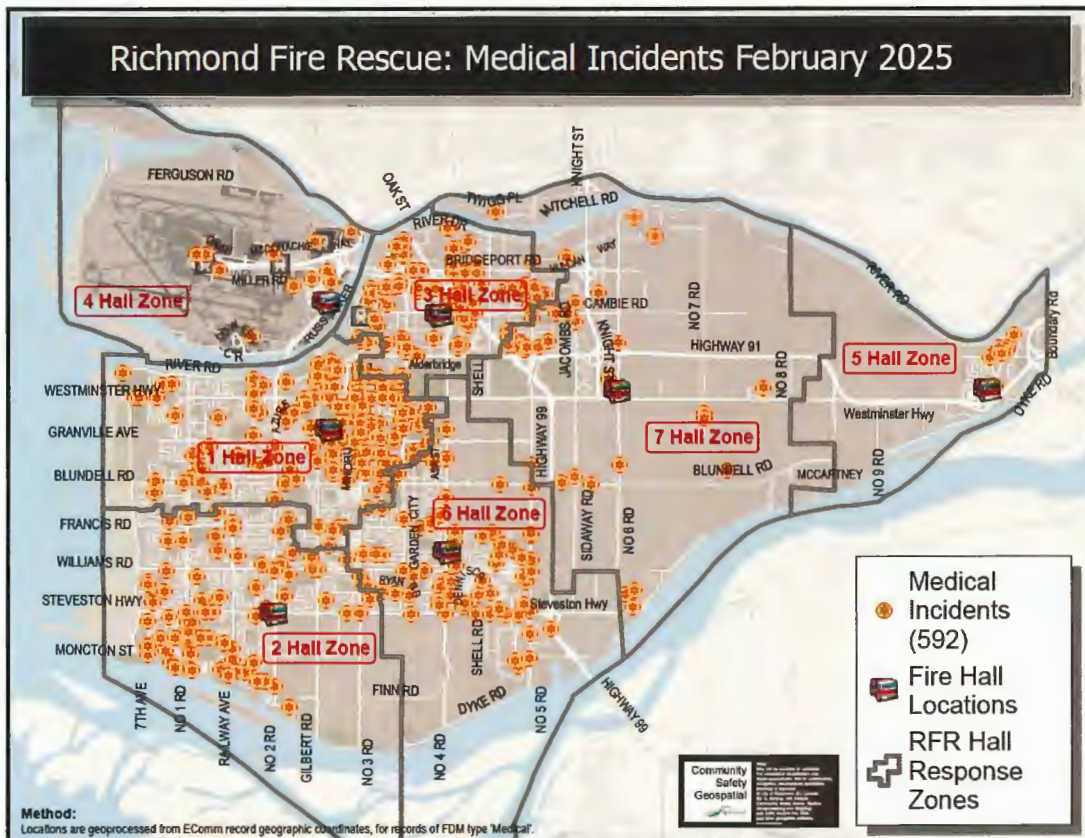
Figure 1: Location of reportable fire incidents attended in February 2025 (total 23)



7988780



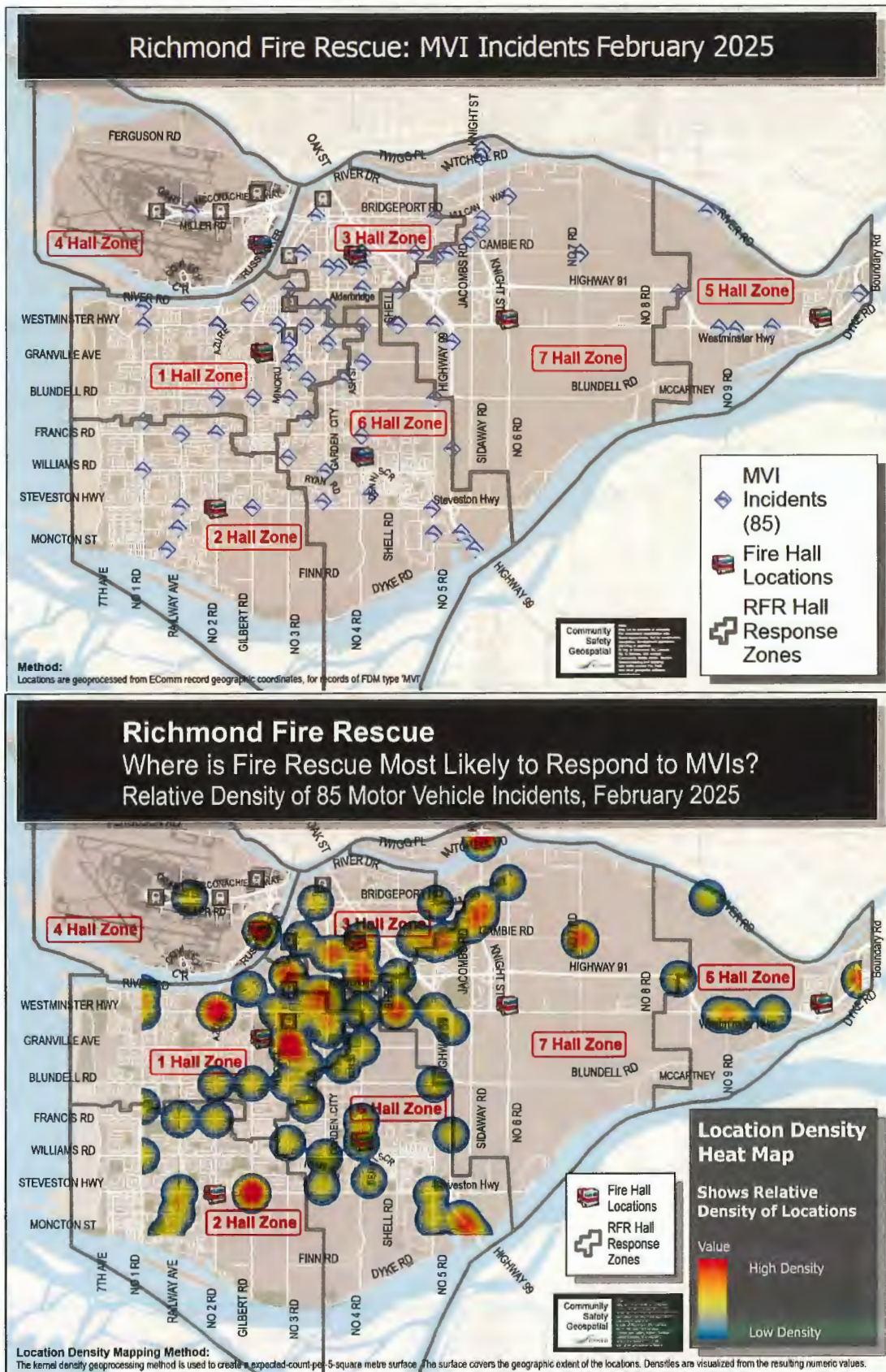
Figure 2: Location of reportable medical incidents attended in February 2025 (total 592)



7988780



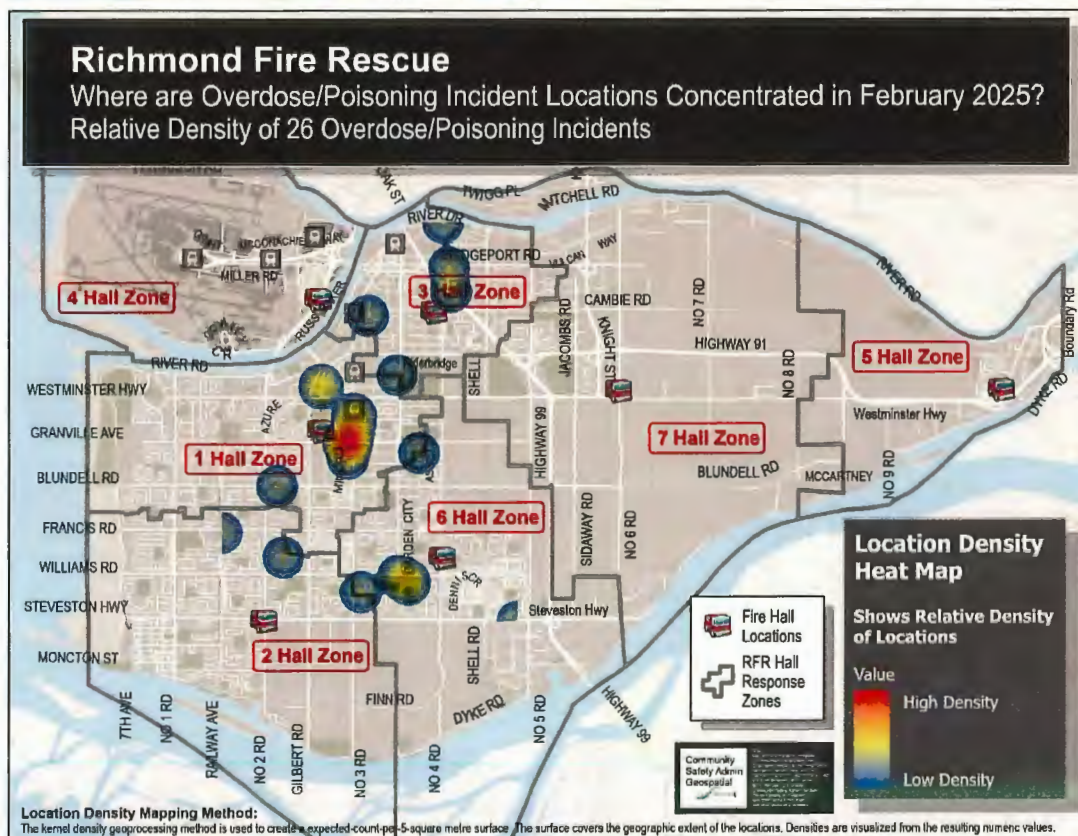
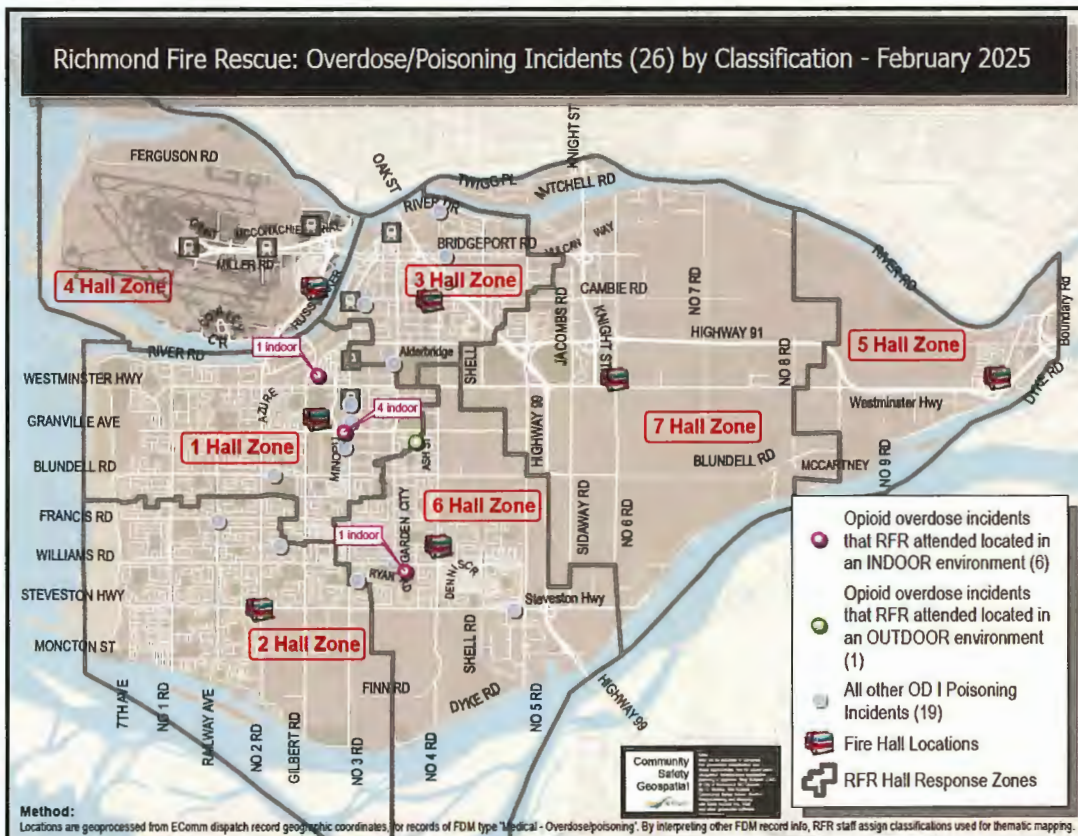
Figure 3: Location of reportable motor vehicle incidents (MVIs) attended in February 2025 (total 85)



7988780



Figure 4: Location of reportable overdose / poisoning incidents attended in February 2025 (total 26)



7988780



# City of Richmond

## Report to Committee

---

**To:** Community Safety Committee **Date:** March 17, 2025

**From:** Dave Chauhan **File:** 09-5350-01/2025-Vol  
Chief Superintendent, Officer in Charge 01

**Re:** RCMP Monthly Activity Report – February 2025

---

### Staff Recommendation

That the report titled “RCMP Monthly Activity Report – February 2025”, dated March 17, 2025, from the Officer in Charge, be received for information.

Dave Chauhan  
Chief Superintendent, Officer in Charge  
(604-278-1212)

Att. 3

REPORT CONCURRENCE	
CONCURRENCE OF GENERAL MANAGER 	
SENIOR STAFF REPORT REVIEW	INITIALS: 
APPROVED BY CAO 	

## **Staff Report**

### **Origin**

At the request of the Community Safety Committee, the Officer in Charge will keep Council informed on matters pertaining to policing in the Richmond community. This monthly activity report for the RCMP provides information on each of the following areas:

1. Activities and Noteworthy Files
2. Analysis of Police Statistics
3. Crime Trends Across Jurisdictions
4. Block Watch
5. Community Police Station Programs
6. Crime Prevention Unit
7. Communications Unit
8. Road Safety Unit
9. Victim Services
10. Youth Section

This report supports Council's Strategic Plan 2022-2026 Focus Area #3 A Safe and Prepared Community:

*Community safety and preparedness through effective planning, strategic partnerships and proactive programs.*

### **Analysis**

#### Activities and Noteworthy Files

##### *Distraction Theft*

On February 6, 2025, Richmond RCMP officers responded to the 8300 block of Lansdowne Road for a reported theft in progress. Two Good Samaritans held the suspect until police arrived on the scene. Investigators believe that additional individuals may have been involved in the offence, which appears to have been a distraction theft.

##### *Unlicensed Ride-Hailing*

On February 8, 2025, the Richmond RCMP, the Ministry of Transportation and Infrastructure's Commercial Vehicle Safety and Enforcement (CVSE) branch collaborated on an illegal ride-hailing enforcement initiative. During this operation, police and CVSE officers charged six illegal ride-hailing operators and issued over \$13,000 in fines.

##### *Fraud Warning*

On February 10, 2025, the Richmond RCMP issued a fraud warning to the Chinese-speaking community in Richmond following multiple reports of a scam involving fraudsters posing as



employees from an Asian-based telecommunications service. To date, five incidents have been reported since December 2024, resulting in losses of over \$400,000.

#### *Car Seat Safety Clinic*

On February 15, 2025, Richmond RCMP officers, in collaboration with Richmond-Fire-Rescue, hosted a car seat safety clinic at Brighthouse Fire Hall 1. 24 car seats were checked, and families were provided with instructions and guidance on best practices for the selection and installation of car seats.



Figure 1: Car Seat Safety Clinic

#### Analysis of Police Statistics<sup>1</sup>

##### *Arson*

There were two reported arsons in February 2025, which is down one incident from the previous month. Year to date, arsons are down 62 per cent compared to the same period in 2024.<sup>2</sup>

##### *Assault Serious (Assault with a Weapon)*

There were 17 serious assaults in February 2025, representing a 21 per cent increase from the previous month. Year to date, the number of serious assaults remains unchanged from the same period in 2024. The number of serious assaults this month is within the average range.

The majority of incidents reported in February 2025 involved physical force. Forty-seven per cent of serious assaults were domestic incidents.

##### *Auto Theft*

There were 16 auto thefts in February 2025, representing no change from the previous month. Year to date, auto thefts are down 20 per cent compared to the same period in 2024. The number of auto thefts this month is below the average range.

##### *Mental Health*

There were 255 mental health-related incidents in February 2025, representing less than a one per cent decrease from the previous month. Year to date, mental health-related incidents are up 14 per cent compared to the same period in 2024. The number of mental health-related incidents this month is within the average range.

<sup>1</sup> Unless otherwise noted, no patterns or trends have been identified in this month's statistics.

<sup>2</sup> In January 2024, a new Uniform Crime Reporting (UCR) survey code was introduced for intentionally set fires that do not meet the *Criminal Code* definition of Arson. This new UCR code prevents comparison to multi-year arson counts and averages.

There were 52 police apprehensions in February 2025, and the average hospital wait time was 110 minutes. These statistics are below average. Twenty-eight individuals were responsible for two or more calls in February, with one caller generating 36 incidents.

#### *Residential Break and Enter*

There were 18 break and enters to residences in February 2025, representing an 18 per cent decrease from the previous month. Year to date, residential break and enters are down 29 per cent compared to the same period in 2024. The number of residential break and enters this month is within the average range.

#### *Commercial Break and Enter*

In February 2025, there were 20 break and enters to businesses, which is a nine per cent decrease from the previous month. Year to date, commercial break and enters are up 75 per cent compared to the same period in 2024. The number of commercial break and enters this month is within the average range.

#### *Robbery*

No robberies were reported in February 2025, a decrease of five incidents from the previous month. Year to date, robberies are down 50 per cent compared to the same period in 2024. The number of robberies this month is below the average range.

#### *Sexual Offences*

In February 2025, there were 14 sexual offence files, representing a 39 per cent decrease from the previous month. Year to date, sexual offences are down 21 per cent compared to the same period in 2024. The number of sexual offences this month is within the average range.

Half of the offences reported in February 2025 were sexual assaults.

#### *Shoplifting*

There were 103 reported shoplifting thefts in February 2025, which is a three per cent decrease from the previous month. Year to date, shoplifting thefts are down 21 per cent compared to the same period in 2024. The number of shoplifting thefts this month is within the average range.

#### *Theft from Automobile*

There were 45 thefts from automobiles in February 2025, which is a 37 per cent decrease from the previous month. Year to date, thefts from automobiles are down 18 per cent compared to the same period in 2024. The number of thefts from automobiles is below the average range.

### Drugs

In February 2025, there were 27 drug offences, which is an eight per cent increase from the previous month. Year to date, drug offences are up 58 per cent compared to the same period in 2024. The number of drug incidents this month is within the average range.

### Drug-related "Social Disorder" Calls

Public complaints related to drug use fall under call categories such as nuisance, cause disturbance, mischief, unwanted person, suspicious person, and check well-being. Table 1 presents the number of police calls for service connected to a public complaint of (suspected) drug use.

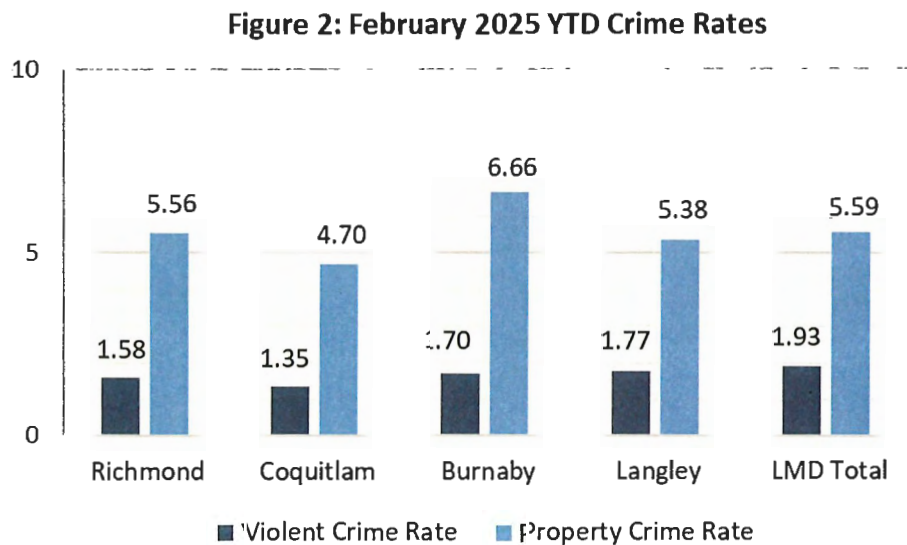
Table 1: Drug-related Calls for Service

Month	Total Number of Drug-related Calls	Suspected	Confirmed
January	71	42	29
February	38	23	15

Confirmed incidents refer to files where direct observation of drug use or apparent signs of intoxication are noted. The majority of calls involved incidents where drug use is suspected, including reports of unwanted persons who are possibly under the influence of drugs or alcohol.

### Crime Trends across Jurisdictions

Figure 2 presents crime rates in February 2025 for the four largest municipalities policed by the RCMP in the Lower Mainland District (LMD).<sup>3</sup> The property and violent crime rates in Richmond were below the LMD average.



<sup>3</sup> Based on PRIME query by Richmond Crime Analysis Unit on March 3, 2025

### Block Watch

At the end of February 2025, the Block Watch program had 299 groups, totalling 6,693 participants. Currently, the program includes 421 captains and co-captains.

### Community Police Office Programs

Community police offices continue to enhance the Richmond Detachment's policing services by providing various crime prevention resources and community safety initiatives. City staff and volunteers pursue safety initiatives to improve crime prevention program awareness, community engagement and police accessibility. These initiatives help reduce anxiety and fear related to crime. The program activities vary from month to month, reflecting weather conditions, seasonal initiatives and the availability of volunteers.

During February, volunteer highlights included:

- The deployment of one van patrol, totalling six hours.
- 11 Fail to Stop deployments took place, resulting in 469 information letters issued.
- There were 44 Lock Out Auto Crime deployments, resulting in 816 information letters issued.
- Speed Watch was conducted on 1,389 vehicles, resulting in 40 information letters issued.
- February 1 – Volunteers and RCMP officers hosted a crime prevention table at the Lunar New Year event at Lansdowne Mall, attended by over 1,300 people. Police and volunteers engaged with attendees and distributed crime prevention resources.
- February 5 – Volunteers and RCMP officers attended an Auxiliary Program recruiting session at City Hall.
- February 6 – Volunteers and RCMP officers participated in a School Sports event at Blundell Elementary School.
- February 13 – Volunteers and RCMP officers participated in a School Sports event at Cornerstone Christian Academy.
- February 15 – Volunteers assisted RCMP officers with a car seat safety clinic held at Brighthouse Fire Hall 1.
- February 20 – Twelve volunteers attended a Crime Watch information session at the City Centre Community Police Office. Crime Watch is being re-launched, and the training session provided an overview of the program's duties, responsibilities and commitments.
- February 21 – Volunteers conducted three Lock Out Auto Crime Deployments in central Richmond and issued 56 information letters.



Figure 3: Car Seat Safety



### Communications Unit

The Communications Unit provides public safety and crime prevention messaging to enhance community awareness of various policing-related issues. During February, the Communications Unit conducted the following:

- 13 media releases were issued, including three related to fraud/theft trends.
- 48 social media posts were made on X, including road safety messaging pertaining to traffic enforcement, distracted driving, and snow education.



Figure 4: Road Safety Social Media

### Crime Prevention Unit

The Crime Prevention Unit reduces crime and enhances community engagement through public awareness and education initiatives. During February, the Crime Prevention Unit participated in various activities, including diversity and inclusion initiatives, road safety deployments and the following events:

- 158 Place of Worship patrols were conducted.
- On February 5, 2025, RCMP officers hosted a Road Safety Workshop at McMath Secondary in collaboration with ICBC.
- On February 26, 2025, RCMP officers hosted a Senior Fraud Awareness presentation at the Richmond Pentecostal Church.



Figure 5: Road Safety Presentation

### Road Safety Unit

The Road Safety Unit makes Richmond's roads safer through evidence-based traffic enforcement, investigation of serious vehicle collisions and public education programs. Six hundred eighty-eight violation tickets were issued in February 2025. Figure 6 provides statistics for the top five infractions for which violation tickets were issued in February:

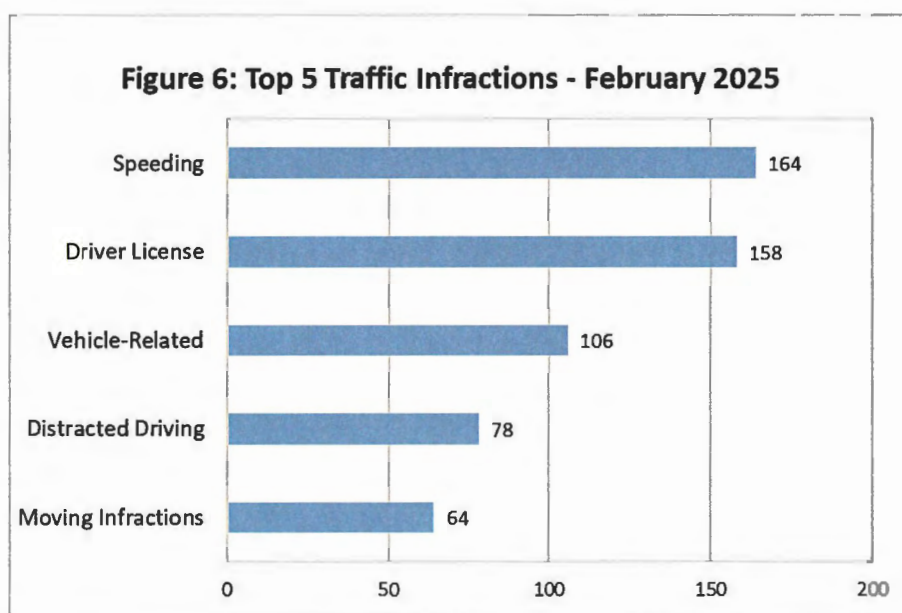


Table 2 presents the number of motor vehicle collisions involving injuries and fatalities reported between January 1, 2021 and February 28, 2025.

Table 2 – Motor Vehicle Collisions		
Year	Collisions with Non-Fatal Injuries	Fatalities
2021 <sup>4</sup>	355	4
2022	406	1
2023	436	3
2024 <sup>5</sup>	455	2
2025 (YTD)	69	0

### Victim Services

In February 2025, Richmond RCMP Victim Services met with 50 new clients and attended five crime/trauma scenes after hours. The unit currently maintains an active caseload of 76 files. In February, Victim Services responded to several cases involving medical-related sudden deaths, family conflicts and mental health-related issues.

### Youth Section

The Richmond RCMP Detachment's Youth Section focuses on strategies contributing to safe and healthy behaviours essential to developing productive and civic-minded adults. During February, Youth Section highlights included:

<sup>4</sup> Motor Vehicle collisions decreased during the pandemic due to changes in behaviour patterns and fewer vehicles on the roads.

<sup>5</sup> The last fatal collision occurred on October 12, 2024.

- RCMP officers in the Youth Section conducted 81 proactive school visits at secondary schools and 110 visits at elementary schools. Police officers engaged with students during recess, lunch, morning, and afternoon supervision.
- DARE classes continued for the second 2024-2025 school year term. There were 409 students in 15 classes who participated in the program.
- The Youth Section finalized the student applications for the 2025 Youth Academy. A media release was issued on February 27, 2025, and forms were distributed to all secondary schools.

### **Financial Impact**

None.

### **Conclusion**

In February 2025, the Richmond RCMP conducted several notable investigations, including a distraction theft and an illegal ride-hailing enforcement project. Police statistics for this month indicate that most crime types were within the average ranges, except for auto thefts and thefts from vehicles, which were below average.

In February, the Richmond RCMP and volunteers continued to promote crime prevention and road safety initiatives, including a car seat safety clinic. The Officer in Charge of the Richmond RCMP Detachment will continue to ensure that Richmond remains a safe and desirable community.



Edward Warzel  
Director, Police Services  
(604-207-4767)

- Att. 1: Community Policing Programs  
2: Crime Statistics  
3: Crime Maps

### Block Watch

- Community-based crime prevention program aimed at helping neighbors organize themselves to prevent crime.
- Residents can receive email alerts of neighbourhood residential break and enters by registering their email addresses at: [blockwatch@richmond.ca](mailto:blockwatch@richmond.ca)
- For more information, visit [www.richmond.ca/safety/police/prevention/blockwatch.htm](http://www.richmond.ca/safety/police/prevention/blockwatch.htm)

### Distracted Driving Program

- Trained volunteers monitor intersections and observe distracted drivers.
- A letter is sent to the registered owner of the offending vehicle with information on the safety risks associated to the observed behaviour and applicable fine amounts.
- For more information, visit [www.richmond.ca/safety/police/prevention/programs.htm](http://www.richmond.ca/safety/police/prevention/programs.htm)

### Fail to Stop

- Trained volunteers monitor areas that have been referred to the program by local businesses or residents where drivers are not making a full stop at the stop sign, or running a red light.
- An information letter is sent to the registered owner of the vehicle advising them the date, time and location and applicable fine amounts if the driver received a violation ticket.

### Lock Out Auto Crime

- Co-sponsored by the Insurance Corporation of BC (ICBC), volunteers patrol city streets and parking lots looking for automobile security vulnerabilities.
- Notices supplied by ICBC are issued to every vehicle inspected indicating to the owner what issues need to be addressed in order to keep the vehicle and contents secure.
- For more information, visit [www.richmond.ca/safety/police/personal/vehicle.htm](http://www.richmond.ca/safety/police/personal/vehicle.htm)



#### Project 529

- This program allows riders to easily and securely register their bikes. This up-to-date database of bikes alerts its registrants if a fellow 529 bike is stolen.
- Project 529 is a unique, multi-national registry that holds a database of all registered and stolen bikes.

#### Speed Watch

- Co-sponsored by ICBC, promotes safe driving habits by alerting drivers of their speed.
- Trained volunteers are equipped with radar and a speed watch reader board that gives drivers instant feedback regarding their speed.
- Volunteers record the license plate number and the speed, and a letter is sent to the registered owner of the offending vehicle. The letter includes the date, time and location and applicable fine amounts if the driver received a violation ticket.

#### Spot the Target

- This initiative consists of frequently stolen items being placed in the volunteer van for participants to identify in order to enhance awareness of thefts from automobiles.

#### Stolen Auto Recovery

- Co-sponsored by ICBC, trained volunteers equipped with portable computers identify stolen vehicles.
- These volunteers recover hundreds of stolen vehicles each year throughout the Lower Mainland.

#### Volunteer Bike and Foot Patrol Program

- Trained volunteers patrol Richmond neighbourhoods reporting suspicious activities and providing a visible deterrent to crime and public order issues.

## February 2025 STATISTICS

### RICHMOND RCMP

The following information is a limited list of select crime-type samples, which does not comprise the entirety or assortment of all crimes captured by the RCMP. The statistics in this chart should be considered independently of the analysis provided as the data is unrelated to the research provided earlier in this report.

This chart identifies the monthly totals for founded Criminal Code incidents, excluding traffic-related Criminal Code incidents. Based on Uniform Crime Reporting (UCR) scoring, there are three categories: (1) Violent Crime, (2) Property Crime, and (3) Other Criminal Code. Within each category, particular offence types are highlighted in this chart. In addition, monthly totals for Controlled Drugs and Substances Act (CDSA) incidents and MHA-related calls for service are included. Individual UCR codes are indicated below the specific crime type.

The 5 year average is based on activity within a single month over the past 5 years. If the current monthly total for an offence falls outside the 5 year range (using one standard deviation) due to crime trends, patterns, or spikes, it will be noted in **red** if higher and **blue** if below. If the current monthly total for an offence is above the 5 year range due to primarily non-operational reasons such as the new UCR standards or other scoring issues, the total will be noted in **purple**.

	Month	5-Yr Avg	5-Yr Range	Year to Date Totals			
	Feb - 25	February		2024	2025	% Change	# Change
<b>VIOLENT CRIME</b> (UCR 1000-Series Offences)	<b>164</b>	<b>138.8</b>	<b>122-155</b>	<b>306</b>	<b>340</b>	<b>11%</b>	<b>34</b>
Robbery	0	5.8	4-8	10	5	-50%	-5
Assault Common	64	46.8	43-51	101	123	22%	22
Assault Serious	17	13.6	8-19	31	31	0%	0
Sexual Offences	14	17.4	12-22	47	37	-21%	-10
<b>PROPERTY CRIME</b> (UCR 2000-Series Offences)	<b>529</b>	<b>559.8</b>	<b>504-615</b>	<b>1161</b>	<b>1187</b>	<b>2%</b>	<b>26</b>
Business B&E	20	26.6	20-33	24	42	75%	18
Residential B&E	18	31.6	17-46	56	40	-29%	-16
Auto Theft	16	20.2	17-23	40	32	-20%	-8
Theft from Auto	45	114.4	85-143	142	116	-18%	-26
Theft	106	78.0	65-91	203	261	29%	58
Shoplifting	103	89.6	56-123	265	209	-21%	-56
Fraud	108	78.2	69-88	185	226	22%	41
<b>OTHER CRIMINAL CODE</b> (UCR 3000-Series Offences)	<b>224</b>	<b>223.4</b>	<b>187-260</b>	<b>575</b>	<b>540</b>	<b>-6%</b>	<b>-35</b>
Arson	2	n/c	n/c	13	5	-62%	-8
Cause Disturbance	160	160.0	123-197	446	398	-11%	-48
Collisions - all	164	127.6	109-146	348	338	-3%	-10
<b>SUBTOTAL CC OFFENCES</b> (UCR 1000 to 3000 Series)	<b>917</b>	<b>924.0</b>	<b>832-1016</b>	<b>2052</b>	<b>2067</b>	<b>1%</b>	<b>15</b>
<b>DRUGS</b> (UCR 4000-Series Offences)	<b>27</b>	<b>36.4</b>	<b>20-53</b>	<b>33</b>	<b>52</b>	<b>58%</b>	<b>19</b>
<b>MHA RELATED CALLS</b> (MHA files or Mental Health flag)	<b>255</b>	<b>237.4</b>	<b>210-265</b>	<b>450</b>	<b>512</b>	<b>14%</b>	<b>62</b>

Prepared by Richmond RCMP CAU. Data collected from PRIME on 2025-03-03. Published 2025-03-03. Data subject to change. This document is not to be copied, reproduced, used in whole or part or disseminated to any other person or agency without the consent of the originator(s). 2024 YTD counts are based on the Month End reports on the date of original collection period (2024 data is not re-run)

# Commercial Break & Enter February 2025



Commercial B&E  
N=20

Richmond RCMP  
Crime Analysis Unit  
2025-03-03



# Residential Break & Enter February 2025



Residential Break & Enter  
N=18

Richmond RCMP  
Crime Analysis Unit  
2025-03-03

Auto Theft  
February 2025

Attachment 3





Theft From Auto  
February 2025





# City of Richmond

## Report to Committee

---

**To:** Community Safety Committee **Date:** March 11, 2025

**From:** Dave Chauhan **File:** 09-5350-01/2025-Vol  
Chief Superintendent, Officer in Charge 01

**Re:** **2025-2026 Richmond RCMP Detachment Annual Performance Plan  
Community Priorities**

---

### Recommendation from the OIC

That the priorities, Property Crime, Organized Crime, Road Safety and Vulnerable Persons, listed in the report titled “2025-2026 Richmond RCMP Detachment Annual Performance Plan – Community Priorities”, dated March 11, 2025, from the Officer in Charge, Richmond RCMP, be endorsed for inclusion in the Richmond RCMP Detachment’s fiscal year 2025-2026 (April 1, 2025, to March 31, 2026) Annual Performance Plan.

Dave Chauhan  
Chief Superintendent, Officer in Charge  
(604-278-1212)

REPORT CONCURRENCE	
CONCURRENCE OF GENERAL MANAGER 	
SENIOR STAFF REPORT REVIEW	INITIALS: 
APPROVED BY CAO 	



## Report

### Origin

The Officer in Charge (OIC) of the Richmond RCMP Detachment (Richmond Detachment) is committed to aligning the Richmond Detachment's strategic goals with the City of Richmond's vision "to be the most appealing, livable and well-managed community in Canada" and the RCMP's vision to promote safe communities. As such, the Richmond Detachment requests Council's endorsement of the priorities included in its Annual Performance Plan (APP) for the 2025-2026 fiscal year (April 1, 2025 to March 31, 2026).

This report supports Council's Strategic Plan 2022-2026 Focus Area #3 A Safe and Prepared Community:

*Community safety and preparedness through effective planning, strategic partnerships and proactive programs.*

*3.2 Leverage strategic partnerships and community-based approaches for comprehensive safety services.*

### Findings of Fact

#### Background

As part of the mandate of the Strategic Policy and Planning Directorate, all RCMP units, including the Richmond Detachment, launch a new APP every fiscal year. This process facilitates the continuous improvement of management and administrative practices across the organization and enhances strategic planning activities and performance management tracking. Local APPs are informed by organizational priorities, crime trends, and stakeholder discussions to identify areas for continued improvement.

The priorities recommended for the APP take into consideration internal RCMP strategic directives and are in alignment with the strategic pillars identified in the 2021-2025 Richmond RCMP Detachment Strategic Plan:

- People
- Promoting Public Safety
- Targeted Enforcement

These strategic pillars provide the foundation for most operational and administrative initiatives undertaken by the Richmond Detachment and align with the goals and objectives of the RCMP nationwide, as outlined in various RCMP guiding documents. This includes the 2024-2027 RCMP Strategic Plan, which serves as a roadmap for the continued modernization of the RCMP.<sup>1</sup>

---

<sup>1</sup> Our next chapter: The RCMP 2024-2027 strategic plan, <https://rcmp.ca/en/corporate-information/publications-and-manuals/our-next-chapter-rcmp-2024-27-strategic-plan>

The APP allows for a comprehensive, tailored and measured approach to strategic planning and performance management at the Richmond Detachment.<sup>2</sup> It ensures that policing initiatives align with the City of Richmond and RCMP strategic priorities and allows the OIC to systematically evaluate and manage police resources, programs, and operations. The APP also provides a valuable consultation and reporting mechanism for the City, the Commanding Officer of the RCMP “E” Division, and Richmond Detachment staff.

### Planning

The OIC regularly engages with Council and City staff to identify opportunities for improved service delivery in the community. The Richmond Detachment also promotes community and stakeholder engagement in developing responses to policing priorities. This process contributes to a robust framework for strategic planning activities. It allows for the coordination of policing objectives with the City’s unique needs, as well as the RCMP’s national, provincial and district initiatives. Measurements, targets and integrated risk assessments for policing initiatives are also created annually to monitor performance and manage opportunities and risks.

### Quarterly Performance Updates

Every quarter, Council receives an update on the status of the APP, which highlights the progress of objectives and policing initiatives. The quarterly update includes a summary of actions supporting each priority and outlines any opportunities or challenges which may have emerged.

### Annual Performance Plan Features

The APP is designed to enhance planning, management and administrative practices for RCMP Units and Detachments and provides the foundation for the following five organizational initiatives:<sup>3</sup>

- Contract and Aboriginal Policing Community Plans;
- Integrated Risk Management;
- Unit Level Quality Assurance;
- Performance Management; and
- Performance Improvement.

## **Analysis**

### Community Priorities

The community priorities outlined in the APP are selected through an ongoing strategic planning process, which includes the analysis of police statistics and emerging public safety issues, the review of existing programs and initiatives, and the contributions of ongoing discussions with stakeholders. Extensive community engagement was also conducted for the 2021-2025 Richmond RCMP Detachment Strategic Plan, which continues to help inform the APP.

---

<sup>2</sup> The priorities recommended for the APP are not intended to serve as an exhaustive list of the Richmond Detachment’s policing objectives.

<sup>3</sup> As per RCMP Administrative Manual Chapter 18.2 Annual Performance Plan

The selected priorities are reviewed to identify possible opportunities and risks. Initiatives supporting each priority are then developed through a collaborative planning process, where performance measures are determined for each priority to assist with evaluating the success and impacts of the initiatives. This process facilitates an effective response to the identified objectives and provides an opportunity to demonstrate accountability to stakeholders and the broader community.

After assessing the impacts of the previous year's APP and analyzing recent crime trends and stakeholder feedback, the OIC is recommending that Council align this year's priorities with those of the previous year to maintain the Richmond Detachment's commitment to these strategic priorities while also continuing to develop the responses and initiatives promoting these objectives. As such, the OIC is recommending continuing with the following four priorities for this year's APP (April 1, 2025 to March 31, 2026):

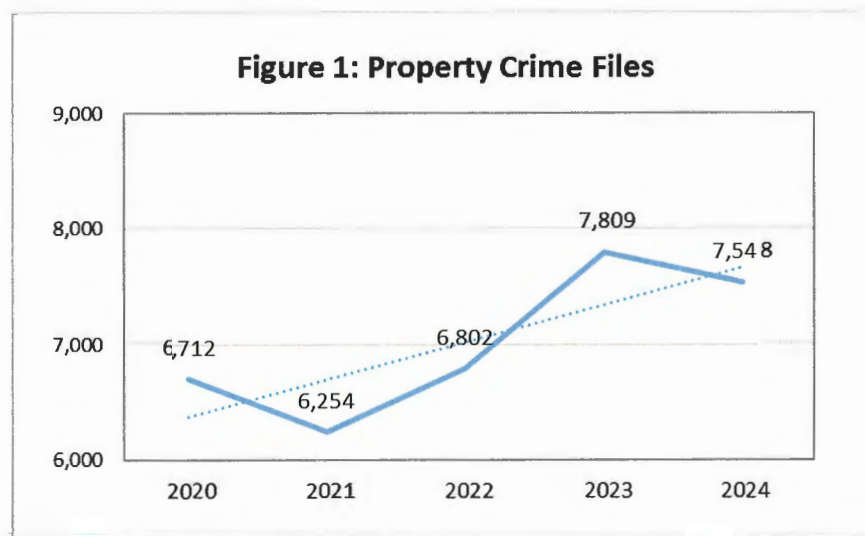
1. Property Crime;
2. Organized Crime;
3. Road Safety; and
4. Vulnerable Persons.

These four priorities are sufficiently broad in scope to cover emerging trends and concerns that are topical to the community.

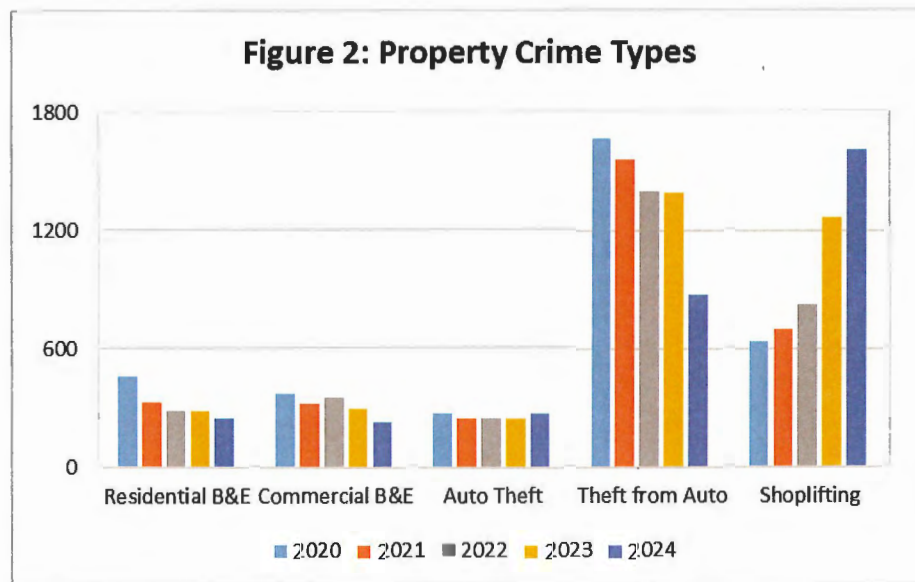
The remainder of the report justifies continuing with the established priorities.

#### *Property Crime*

Statistical analysis of property crime incidents for the last five years has identified a rising trend, with below-average numbers between 2020 and 2022, primarily attributed to the impacts of the COVID-19 pandemic. However, as public behaviours returned to pre-pandemic patterns, property crimes began to increase and returned to previous levels. Due to this observed trend, property crime remains a community priority.



While overall property crimes show an increasing trend, there is variation in the crime types following this pattern. Shoplifting incidents have dramatically increased over the last five years; however, residential break and enters, commercial break and enters, and thefts from automobiles have decreased. Incidents of auto theft have remained steady.



The Richmond Detachment continues to monitor these trends and respond accordingly, including issuing public messaging regarding crime trends. In 2024, “Boost and Bust” projects were regularly deployed to combat organized retail thefts.<sup>4</sup> Police will continue to use these tools and expand existing crime prevention initiatives by enhancing public outreach and police visibility with regular foot patrols, business outreach and participation in various community events.

The Richmond Detachment’s robust crime reduction strategy is built on intelligence-led crime analysis utilizing the COMPSTAT model to target property crimes. These responsive measures include the management of prolific offenders, proactive policing initiatives, collaborations with partner agencies, targeted enforcement projects, and increased training for police officers. Police will continue to deploy these measures while also working to develop enhanced public engagement and communication strategies, including raising community awareness of crime prevention resources and programs.

These crime prevention measures and the Block Watch program help enhance public perceptions of community safety. Presentations to different community groups, including seniors and newcomers to Canada, are an additional educational tool which will continue to be promoted. Volunteer programs such as Lock Out Auto Crime, Crime Watch, and bike patrols are further measures that support crime prevention initiatives and will continue to be pursued this fiscal year.

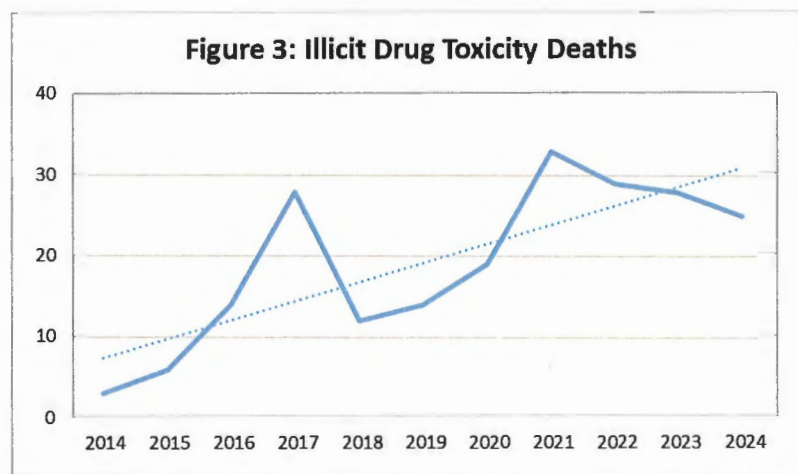
<sup>4</sup> Boost and Bust projects involve police partnering with local businesses and loss prevention officers to target retail thefts.



### Organized Crime

The Richmond Detachment has maintained organized crime as a community priority. While the overall violent crime rate remains low in Richmond, the OIC is committed to combatting organized criminal activities, which include drug trafficking, drug production, fraudulent activities and money laundering. These activities pose numerous public safety concerns, including the dangers of clandestine drug labs and gang violence.

While drug offences have been decreasing, the number of deaths related to illicit drug toxicity in Richmond has been trending upward over the last 10 years.<sup>5</sup> Police recognize the danger that these illegal drugs pose to the community, and specialized investigators have worked to target drug trafficking and drug production. In the 2024-2025 fiscal year, investigators conducted several significant organized crime-related investigations, including files that led to the seizure of various quantities of drugs, cash, and weapons, resulting in notable arrests. The Richmond Detachment continues to prioritize investigations and measures that disrupt organized crime, including gang suppression patrols, projects targeting illicit drug production and distribution, and asset forfeiture.



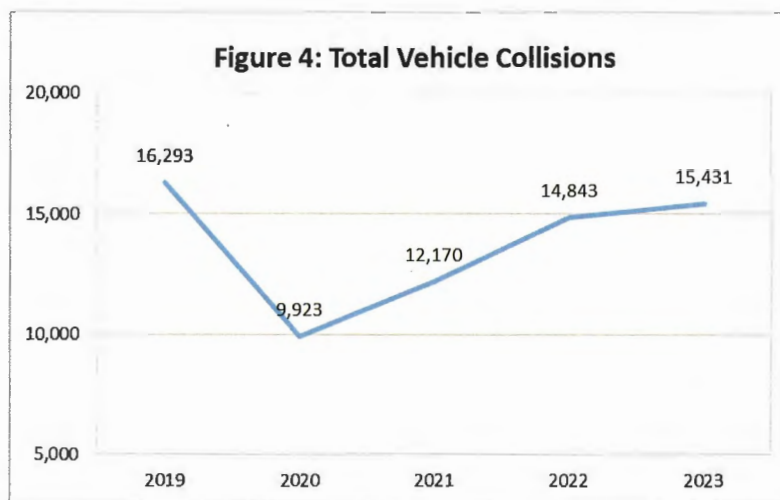
Investigators also continue to see emerging cybercrime trends, such as cryptocurrency fraud. These crimes often have a nexus to organized crime due to their sophisticated and organized nature and the potential for significant monetary gains for criminals. In 2024, over \$ 38 million was reported lost by victims of fraud in Richmond. The Economic Crime Unit (ECU) has developed various investigative and awareness initiatives, including enhanced internal training sessions and distribution of public information resources available in English, French and Traditional Chinese. The ECU has also hosted public fraud awareness outreach, including an event held on January 26, 2025, at Yaohan Centre. The ECU will continue to expand these programs while exploring additional education and enforcement measures.

<sup>5</sup> <https://www2.gov.bc.ca/assets/gov/birth-adoption-death-marriage-and-divorce/deaths/coroners-service/statistical/illicit-drug.pdf>

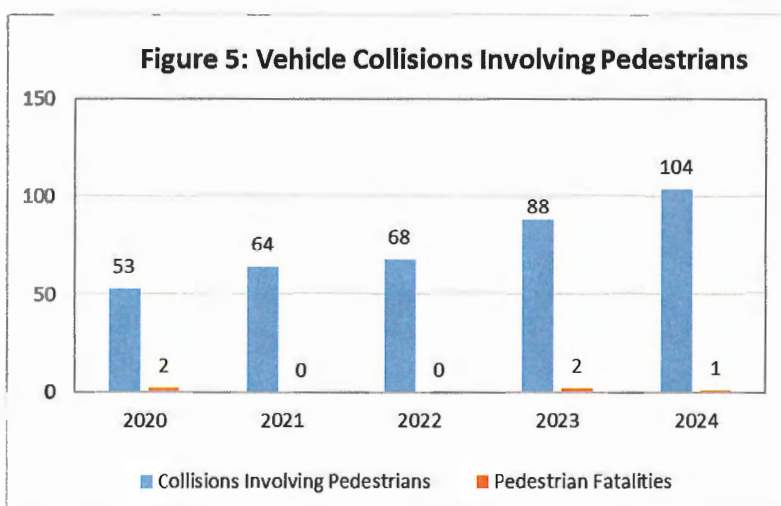
### Road Safety

The Richmond Detachment has identified road safety as an ongoing community priority and has continued implementing a comprehensive road safety strategy built on intelligence-led analysis, the engagement of community policing volunteers, public education campaigns and ongoing proactive enforcement efforts.

Figure 4 presents the total vehicle collisions in Richmond between 2019 and 2023.<sup>6</sup> There was a notable decrease in vehicle collisions during the COVID-19 pandemic, mirroring the downward trend observed for property crimes during the same period.



Similarly, vehicle collisions involving pedestrians also decreased during the pandemic; however, in 2023, there was an increase in traffic incidents, resulting in injuries and fatalities to pedestrians. The Richmond Detachment is closely monitoring this trend and continuing to prioritize road safety education and enforcement.



<sup>6</sup> Based on ICBC crash data <https://www.icbc.com/about-icbc/newsroom/Statistics>, 2024 data is not available

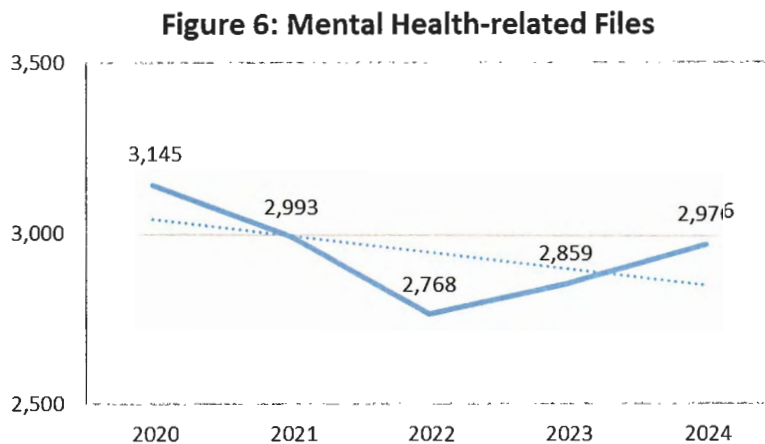


The Richmond Detachment is continuously promoting public education campaigns and leveraging social media to increase awareness of road safety topics, including distracted driving, speeding, impaired driving and pedestrian safety. This consistent messaging and ongoing targeted enforcement efforts will remain a priority this fiscal year. The Community Engagement Team and volunteers conduct road safety outreach and deployments targeting these concerns. These actions include Fail to Stop and Speed Watch deployments, car seat safety clinics and pedestrian safety outreach events where thousands of safety reflectors have been distributed throughout Richmond.

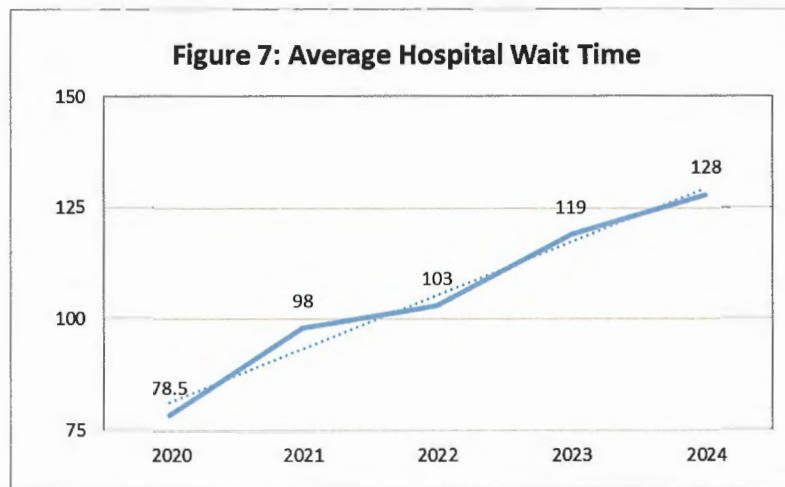
Enforcement projects continue to be based on collision data and feedback received from the community. The Richmond Detachment has also engaged partner agencies for a variety of joint operations, including policing agencies from other jurisdictions, City Bylaws and Passenger Transportation Enforcement Officers to target a variety of safety issues. The 2024-2025 fiscal year included projects targeting illegal ride-hailing, e-bike/e-scooter safety and commercial vehicle enforcement. In addition, the Youth Section continues to conduct regular enforcement projects in school zones.

#### *Vulnerable Persons*

The Richmond Detachment has maintained vulnerable persons as a community priority. While the five-year data indicates an overall decreasing trend, mental health-related calls for service in Richmond began rising in 2023.



The average hospital wait time has consistently risen in the last 5 years, with an eight percent year-over-year increase in 2024.



These statistics highlight the increasing demands on policing resources relating to responding to mental health-related calls for service. To address these challenges, the Richmond Detachment has deployed various strategies to respond to these pressures and the complex social issues surrounding vulnerable persons, including mental health concerns, addiction and homelessness. The most prominent initiative is the Fox 80 Mental Health Car, operated in partnership with Vancouver Coastal Health. This program, which consists of a mental health nurse and police officer providing a joint response to calls where mental health is a concern, offers specialized support to clients in crisis.

The Vulnerable Persons Unit (VPU) strives to enhance partnerships and client support services by collaborating with stakeholders to find viable solutions to assist vulnerable clients. The VPU participates in various ongoing working groups and initiatives, including collaboration with the Assertive Community Treatment team and various partners within Vancouver Coastal Health.

Homelessness remains an ongoing safety concern. To address the multi-faceted needs of individuals experiencing homelessness and develop sustainable solutions to these complex social issues, the VPU collaborates with partners, including the Joint Operations Team and the Ministry of Social Development and Poverty Reduction (MSDPR). VPU officers, alongside MSDPR and City staff, conduct regular homeless outreach activities and work with community partners to provide information and facilitate connecting the unhoused with available support services. Police also provide support to City of Richmond's Bylaw officers and Homelessness Outreach Workers who attend sheltering sites of individuals experiencing homelessness.

The Yankee 30 Youth Partnership Car program had its first full operational year in 2024. This joint initiative involves police officers from Richmond RCMP's Youth Section working alongside youth probation officers and social workers to support at-risk youth and provide improved access to support services to guide them away from further criminal offences.

This fiscal year, the Richmond Detachment will continue to focus on collaborative responses to issues surrounding vulnerable persons and will also work on increasing police training and awareness of these issues.

### **Financial Impact**

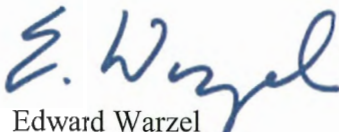
None.

### **Conclusion**

Richmond Detachment requests that Council endorse the following as Community Priorities for inclusion in the 2025-2026 Annual Performance Plan (April 1, 2025, to March 31, 2026):

1. Property Crime;
2. Organized Crime;
3. Road Safety; and
4. Vulnerable Persons.

As described in the APP, the targeted activities will focus on intelligence-led policing, offender management, officer visibility, and crime reduction initiatives through community education, engagement, partnerships, and intervention and prevention programs.



Edward Warzel  
Director, Police Services  
(604-207-4767)